

**June 2016**

*Parish Life Survey*

**Saint Ann Parish  
Arlington, Virginia**



**Center for Applied Research in the Apostolate  
Georgetown University  
Washington, DC**

*Parish Life Survey*

**Saint Ann Parish  
Arlington, Virginia**

**June 2016**



**Jonathon L. Wiggins, Ph.D.  
Mary L. Gautier, Ph.D.  
Felice Goodwin**



## Table of Contents

<b>Executive Summary .....</b>	<b>1</b>
<b>Introduction.....</b>	<b>6</b>
Interpreting This Report .....	6
<b>Section I: Demographic Characteristics of Respondents.....</b>	<b>8</b>
Age and Generation.....	8
Gender and Marital Status.....	10
Ethnic Backgrounds .....	12
<b>Section II: Religious Characteristics of Respondents.....</b>	<b>14</b>
Relationship to the Catholic Church .....	14
Relationship to the Parish.....	15
Years at the Parish.....	15
Mass Regularly Attended .....	16
Frequency of Mass Attendance .....	17
Participation in Parish Formation Programs .....	18
Involvement with Ministries and Activities .....	18
<b>Section III: Assessment of Parish Life and Needs .....</b>	<b>19</b>
Evaluation of Aspects of Parish Life.....	20
Evaluation of Persons and Programs.....	25
Evaluation of Aspects of St. Ann School.....	30
Reasons for Not Sending a Child to St. Ann School.....	33
Evaluation of Areas of Weekend Masses.....	35
Evaluation of Parish Efforts .....	41
Evaluation of Parish Outreach.....	46
Top Priorities for Parish Outreach.....	53
Priority for Parish Needs .....	56
Top Priorities for Parish Needs .....	63
Needed Ministries and Programs .....	66
Priorities for Social Justice Efforts.....	76
Attraction to the Parish.....	78
Likelihood of Future Behaviors .....	84
Attitudes about Parish Life.....	90
Attitudes about Stewardship.....	94
<b>Appendix I: Response Frequencies to All Questions.....</b>	<b>100</b>
<b>Appendix II: Complete Transcription of Open-ended Comments .....</b>	<b>103</b>





# Center for Applied Research in the Apostolate

## *Parish Life Survey* **Saint Ann Parish** **Arlington, Virginia**

### **Executive Summary**

The St. Ann Parish Life Survey was designed by the Center for Applied Research in the Apostolate (CARA) at Georgetown University. Most of the questions were derived from CARA's database of nationally tested questions. The parish distributed the questionnaire to those attending its liturgies over one weekend in April 2016. In all, there were 869 valid responses, with two respondents under age 16 not included in the analysis. There were 831 valid responses to the English-language version of the questionnaire and 38 valid responses to the Spanish-language version.

Major findings can be summarized as follows:

#### **Respondent Demographics**

- The average age of St. Ann Parish respondents overall is 53. Half of all respondents are age 54 or younger.
- CARA divides Catholics into four generations, reflective of the age categories used by many other social scientists. The most common generation at St. Ann Parish is the Post-Vatican II Generation (45 percent of all respondents), ages 35 to 55 in 2016.
- Eight in ten respondents identify as white, Anglo, or Caucasian; one in ten identifies as Hispanic/Latino(a); and nearly one in ten identifies as Asian or Pacific Islander. One percent identifies as black, African, or African America and 1 percent identifies as American Indian or Alaska Native. Three percent claim more than one racial or ethnic identity.
- Nearly six in ten are female and a little more than four in ten are male. Three in four respondents say they are currently married or remarried. Just under two in ten have never married, one in 20 is divorced or separated, and one in 20 is widowed.

#### **Religious Characteristics of Respondents**

- On average, respondents have attended the parish for 15 years, with half having attended ten years or less.

- More than eight in ten say they are registered at the parish. More than four in ten say they live closer to another parish.
- About three in four say they have been active Catholics since birth, One in ten is a convert to Catholicism, and one in ten identifies as a returned Catholic. Two percent say they are inactive Catholics and 3 percent identify as non-Catholics.

### **Assessment of Parish Life and Needs**

- Nearly all (97 percent) give St. Ann Parish overall a positive evaluation (“good” and “excellent” combined). Almost six in ten rate it as “excellent.”
- Nine in ten agree at least “somewhat” that they feel included in parish life, with almost half agreeing “strongly” that they do. The older the generation of respondents, the more likely they are to “strongly” agree that they feel included.
- The sense of community within the parish receives a positive evaluation from nine in ten respondents. A little more than four in ten give it an “excellent” rating.
- Seven in ten “strongly” agree that having people of different cultural backgrounds enriches the parish.
- More than seven in ten report being attracted to the parish “very much” by its open, welcoming spirit. About four in ten are as attracted by its religious education for children/youth, St. Ann Catholic School, and its programs in one’s native language.
- Youth Faith Formation programs (K-8), Invictus Youth Ministry programs (teens), and St. Ann Catholic School are especially likely to receive high priority from respondents. About six in ten give each “very much” priority.
- Respondents were also invited to choose from a predetermined list the three needs to which parish should give most priority. The top five identified are St. Ann Catholic School, Youth Faith Formation (K-8), Invictus Youth Ministry programs (teens), promoting peace and justice opportunities, and Adult Religious Enrichment. These needs are listed by three-tenths to half of respondents.
- When asked to write in what needs or programs the parish should most focus on in the next one to three years, respondents are particularly likely to cite social justice-related needs, followed by worship-related needs, needs related to evangelization and a greater sense of community.
- Parish efforts to communicate with parishioners receive a positive evaluation from nine in ten respondents, with almost half rating these efforts as “excellent.” Just over a quarter “strongly” agree that they use the parish website as a source of information.



## **Leadership**

- Nearly nine in ten give a positive evaluation to the vision provided by parish leaders, with four in ten rating it as “excellent.” The leadership provided by the pastor receives an “excellent” rating from two-thirds of respondents.
- Four in ten “strongly” agree that they are aware of the Missionhurst presence at St. Ann’s.
- The Parish Finance Council and Parish Pastoral Council receive an “excellent” rating from four in ten. Just under three in ten “strongly” agree that they feel informed about parish finances.
- Parish efforts to consult with parishioners on important decisions receive an “excellent” rating from four in ten. Four in ten also “strongly” agree that parishioners are encouraged to have a role in decision making at the parish.
- The helpfulness of the parish office staff receives an “excellent” rating from six in ten respondents.

## **Worship**

- Masses and liturgies in general receive a positive evaluation from more than nine in ten respondents. Just over half rate them as “excellent.”
- Two in three say they currently attend Mass at least once a week. Another quarter attend almost every week.
- Two in three rate the hospitality or sense of welcome at weekend Masses as “excellent.” The homilies in general receive an “excellent” rating from almost six in ten, with almost half giving the music at weekend Masses as high a rating.
- Bilingual Masses receive an “excellent” evaluation from almost half, with just over a third giving as high a rating to efforts to incorporate cultural traditions in worship. Hispanics/Latinos(as) are particularly likely to evaluate them as “excellent.”
- Having more opportunities for devotions (rosaries, Adoration) receives “very much” priority from two in ten respondents.

## **Formation**

- Parish efforts to educate parishioners in the faith receive a positive evaluation from nine in ten respondents, with just under half giving these efforts an “excellent” rating.

- Efforts to nurture one’s relationship with Jesus Christ receive an “excellent” rating from almost half of respondents. A third say the parish is “excellent” at helping them practice gospel values at work.
- Youth Faith Formation programs (K-8) receive an “excellent” rating from almost half of respondents, with slightly more than half giving as high a rating to the Invictus Youth Ministry programs (teens). About six in ten give each of these programs “very much” priority.
- St. Ann Catholic School overall receives an “excellent” rating from half. About half give as high a rating to the principal and the quality of teaching. Nearly six in ten say the parish should give the school “very much” priority.
- When asked why those with children school age did *not* send their children to St. Ann Catholic School, respondents are particularly likely to cite financial considerations/tuition costs and the high quality of the local public schools.
- One in six says they have attended adult religious education classes at the parish. Almost four in ten report being “very” likely to spend time learning more about their faith in the next year.
- The Adult Religious Enrichment programs receive an “excellent” rating from four in ten, with about four in ten giving these programs “very much” priority.
- Adult Bible study programs and the provision of retreat opportunities receive “very much” priority from about a quarter of respondents. Hispanic/Latino(a) respondents are particularly likely to give these programs “very much” priority.

### **Stewardship**

- More than eight in ten agree at least “somewhat” that they understand the concept of stewardship, with slightly more than half agreeing “strongly” that they do.
- Parish efforts to encourage parishioners to share their time, talents and treasure with the parish receive a positive evaluation from nine in ten respondents. Almost half rate these efforts as “excellent.” In a related finding, half evaluate parish efforts to invite participation in ministries as “excellent.”
- On average, St. Ann Parish respondents report being involved with one ministry or activity at the parish. Half are not involved with any, three in ten are involved with one, and two in ten are involved with two or more.
- Four in ten indicate they are “very” likely to volunteer for a parish ministry in the next year. A quarter “strongly” agree that they would volunteer more if they knew parish needs.

- One in six agrees “strongly” that he or she needs help identifying the gifts they can contribute to the parish.
- Three-quarters agree at least “somewhat” that they would support a capital campaign for funds for school and church building improvements. Three in ten “strongly” agree they would.
- Just over one in ten “strongly” agrees that they would be inclined to remember the parish in their will if they knew it would go to a St. Ann School Endowment.

### **Evangelization and Parish Outreach**

- Efforts to spread the Gospel/evangelize receive a positive rating from nearly nine in ten respondents. A third give these efforts an “excellent” rating. In a related finding, a quarter say they are “very” likely to invite someone to a parish service in the next year.
- When asked to evaluate parish outreach to 13 groups, respondents are most likely to give an “excellent” rating to outreach to teens, Hispanics/Latinos(as), new parishioners, those sick or homebound, and children. They are least likely to give the same rating to outreach to single adults, those divorced or separated, and inactive Catholics.
- Respondents were asked to choose the top three groups to which the parish should give most priority for outreach. The three most commonly selected groups are teens, those sick or homebound, and young adults.
- Parish efforts to strengthen family life receive an “excellent” evaluation from four in ten.

### **Social Justice**

- Outreach to and advocacy for those in need receive a positive rating from nine in ten respondents. Four in ten rate these efforts as “excellent.” In addition, just over four in ten rate efforts to provide opportunities for them to volunteer to help the needy as “excellent.”
- Promoting peace and justice opportunities receives “very much” priority from more than four in ten.
- Concerning parish contributions to social justice efforts, respondents were asked to choose their top priority from among four options. Half list charities such as homeless shelters and food banks as their top priority. Nearly three in ten list empowerment of the poor, such as job programs. Those of the three oldest generations are most likely to choose the first option, with Millennials most likely to choose the second.

# Center for Applied Research in the Apostolate

## *Parish Life Survey* **Saint Ann Parish** **Arlington, Virginia**

### **Introduction**

The St. Ann Parish Life Survey was designed by the Center for Applied Research in the Apostolate (CARA) at Georgetown University. Most of the questions were derived from CARA's database of nationally tested questions. The parish distributed the questionnaire to those attending its liturgies over one weekend in April 2016. In all, there were 869 valid responses, with two respondents under age 16 not included in the analysis. There were 831 valid responses to the English-language version of the questionnaire and 38 valid responses to the Spanish-language version. Following standard assumptions of statistical inference, a sample size of 869 provides a margin of error of approximately  $\pm 3.3$  percentage points.<sup>1</sup>

### **Interpreting This Report**

Most of the questions in this survey use four point response scales (“not at all,” “only a little,” “somewhat,” “very much”; or “poor,” “fair,” “good,” “excellent”). These scales allow half of the responses to be interpreted as relatively more “negative” (“poor” and “fair,” for example) and half as relatively more “positive” (“good” and “excellent,” for example). In parts of the analysis in this report, these responses are combined to allow for clearer comparisons. However, sometimes examining the most positive response distinguishes important contrasts in level of support.

In addition, readers may also wish to compare the difference between the two extreme responses, say “poor” and “excellent,” to compare the level of intensity with which opposing opinions are held. These comparisons and others may be drawn by referring to the actual percentage responses given in Appendix I. That appendix shows the percentage responses for each item, calculated out of 100 percent, as well as the percentage of all respondents that did not respond to each question, separately calculated out of 100 percent for clarity of comparison.

---

<sup>1</sup>Strictly speaking, it is necessary to know the total population (in this case, the total number of adult parishioners) to calculate margin of error. CARA's standard assumption for its in-pew parish surveys is that about half of parishioners are represented. For obvious reasons, those who are represented in a given in-pew survey are disproportionately more frequent Mass attenders.

In addition to summarizing the responses to most questions for respondents as a whole, the report also compares the responses of those from selected subgroups. The first section of the report describes the characteristics of the respondents as well as the subgroups that are used in the analyses that follow. Throughout the report, the tables and charts that compare differences between and among these various subgroups are presented following the responses for parishioners as a whole in each section.

The margin of error for *differences between subgroups*, such as the differences among those of different generations or those with different levels of involvement, depends on the size of the subgroups being compared. Unless otherwise noted, all subgroup differences described in the figures of this report are statistically significant: that is, they pass standard tests of statistical inference and can be considered to be “real” differences. In some instances, differences between or among subgroups that are not statistically significant are also noted. These differences should be treated as merely suggestive of real differences that may exist between the subgroups under consideration.

CARA regularly conducts parish surveys through its Parish Life Surveys. Parish Life Surveys are a series of dynamic survey instruments for pastoral planning, including survey data collection, analyses of key stakeholders and demographic groups, and user-friendly reports and products. From the aggregate data collected through the Parish Life Survey services over the past 15 years, CARA has a database of characteristics of parish life gathered from more than 900 parishes nationwide. While this database is not a random sample of parishes, and therefore not necessarily representative of all parishes nationwide, it is the most comprehensive source of data of its kind and covers a broad range of topics important to vibrant parish life.

In this report, where possible, results from this St. Ann Parish Life Survey are compared to the aggregate responses from the Parish Life Survey National Database of Parish Life to put the parish results into a larger national context. Additionally, where available, comparisons are made to findings from a 2012 study of Catholics in-pew at 23 parishes across the country. Finally, comparisons are made to findings from CARA’s nationally representative surveys of adult self-identified Catholics conducted since 2013.

In addition to the quantitative data analyzed in this report, one open-ended question on the survey collected qualitative data. For these data, respondents were prompted with a question and given an open box for written comments, rather than select from a set of response options. These comments are analyzed, along with the quantitative data, in separate sections throughout this report. While these responses are not suitable for statistical analysis, they do add depth to the data that is not attainable through closed-ended questions only.

The results of this survey fairly represent the characteristics and attitudes of people ages 16 and older who attend Mass at St. Ann Parish. It cannot be used to make inferences about populations outside of Mass attendees at the parish; it is not representative of those who do not attend Mass or those who are only involved in parish functions excluding Mass.

## Section I: Demographic Characteristics of Respondents

This section of the report includes demographic and other descriptive data for respondents to this survey. These data may be helpful in considering who responded to the survey, which populations are represented in the data, and characteristics of a typical weekend at the parish.

### Age and Generation

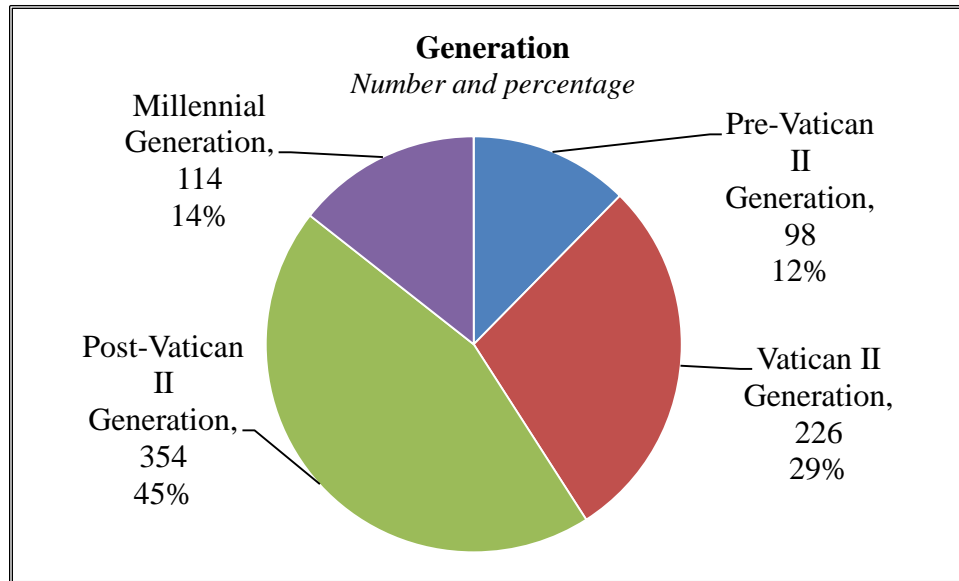
Valid respondents at St. Ann Parish surveyed in 2016 were born between 1915 and 2000. On average, respondents report an average age of 53, with half saying they are 54 or younger. Although not directly comparable as the national data comes from 2012, this is slightly higher than the median age of 49 among all self-identified Catholics nationally.<sup>1</sup> The most common age range reported is 45 to 54.

<b>Age in 2016</b>			
<b>Age Range</b>	<b>St. Ann</b>	<b>Catholics In Pew Nationally*</b>	<b>Self-identified Catholics Nationally**</b>
18-24***	4%	4%	9%
25-34	8	9	17
35-44	16	20	20
45-54	28	23	19
55-64	16	19	20
65-74	18	15	10
75 or older	10	10	5

\*Source: CARA's 2012 Emerging Models study  
 \*\*Source: CARA's 2012 Media Use study  
 \*\*\*Because the national poll does not include those ages 16 and 17, they are not included in this table

<sup>1</sup> Source: Mark M. Gray, and Mary L. Gautier. 2012. *Catholic New Media Use in the United States, 2012.*

Important differences between groups in parishes are typically found among those who belong to different generations. CARA divides Catholics into four generations, reflective of the age categories used by many other Catholic researchers. The most common generation among St. Ann respondents is the Post-Vatican II Generation, followed by the Vatican II Generation.



- *The “Pre-Vatican II Generation,” ages 74 and over in 2016.* The Pre-Vatican II Generation was born in 1942 or earlier. Its members came of age before the Second Vatican Council. Members of the Pre-Vatican II Generation make up 12 percent of the respondents at St. Ann Parish. This is similar to the percentage among self-identified Catholics nationally (10 percent), but slightly less than what CARA typically finds in its in-pew surveys (18 percent).
- *The “Vatican II Generation,” ages 56-73 in 2016.* These are the “Baby Boomers” who were born between 1943 and 1960, a time of great demographic and economic growth. They came of age during the time of the Second Vatican Council and their formative years likely spanned that time of profound changes in the Church. Members of the Vatican II Generation at St. Ann Parish represent 29 percent of respondents. This is slightly lower than the percentages of Catholics nationally (32 percent) and Catholics nationally in pew (35 percent).
- *The “Post-Vatican II Generation,” ages 35-55 in 2016.* Born between 1961 and 1981, this generation, sometimes called “Generation X” or “Baby Busters” by demographers, has no lived experience of the pre-Vatican II Church. Some 45 percent of those at St. Ann Parish are members of this generation. This is slightly higher than the percentage among Catholics nationally (38 percent) and among in-pew Catholics (39 percent).
- *The “Millennial Generation,” ages 20-34 in 2016.* This generation, born in 1982 or later (up to 1996 among adults), has come of age primarily under the papacies of John Paul II

and Benedict XVI. Because some still live with their parents, their religious practice is often closely related to that of their families of origin. Some 14 percent of respondents at St. Ann Parish belong to the Millennial Generation or are younger (ages 16 to 19). This percentage is slightly less than the percentage among Catholics nationally (19 percent) and slightly more than the percentage among Catholics in pew nationally (8 percent).

<b>Generation</b>			
<b>Generations</b>	<b>St. Ann</b>	<b>Catholics In Pew Nationally*</b>	<b>Self-identified Catholics Nationally**</b>
Pre-Vatican II (born 1942 or earlier)	12%	18%	10%
Vatican II (born 1943 to 1960)	29	35	32
Post-Vatican II (born 1961 to 1981)	45	39	38
Millennial (born 1982 to 2000)	14	8	19

*\*Source: CARA's 2012 Emerging Models study*  
*\*\*Source: CARA's 2012 Media Use study*

### **Gender and Marital Status**

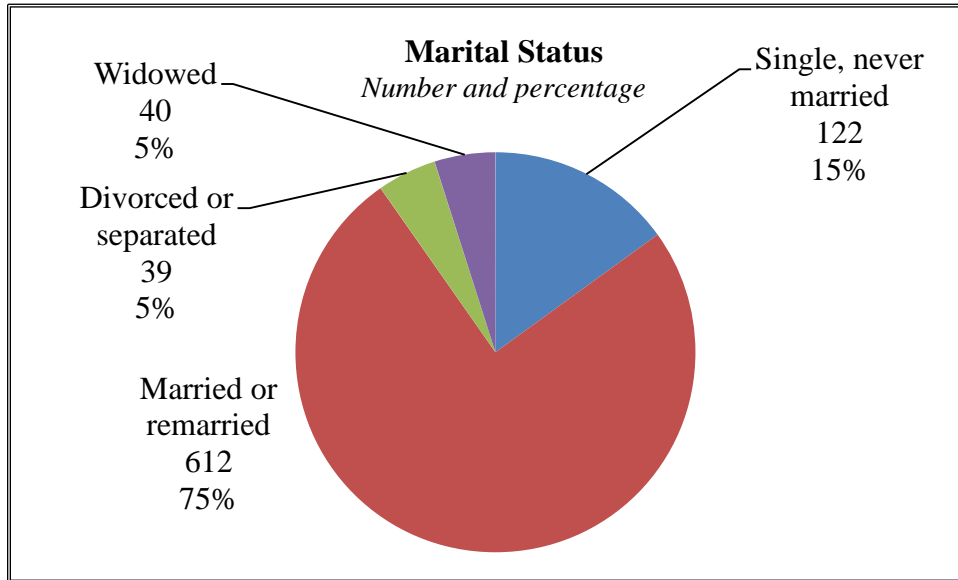
Nearly six in ten (57 percent) respondents identify as female. This is slightly less than among Catholics nationally in pew (64 percent) but higher than the percentage female among self-identified Catholics nationally (51 percent).

<b>Gender</b>			
<i>Percentage responding</i>			
	<b>St. Ann</b>	<b>Catholics In Pew Nationally*</b>	<b>Self-identified Catholics Nationally**</b>
Female	57%	64%	51%
Male	43	36	49

*\*Source: CARA's 2012 Emerging Models study*  
*\*\*Source: CARA's 2012 Media Use study*



Three in four respondents are currently married or remarried. About one in seven has never married, one in 20 is divorced or separated, and one in 20 is widowed.



As can be seen in the table below, St. Ann respondents are similar in marital status to Catholics in pew nationally. Compared to self-identified Catholics, St. Ann respondents are more likely to be married and less likely to have never married.

Marital Status	St. Ann	Catholics In Pew Nationally*	Self-identified Catholics Nationally**
Never married***	15%	15%	24%
Married or remarried	75	70	62
Divorced or separated	5	8	9
Widowed	5	7	5

\*Source: CARA's 2012 Emerging Models study  
 \*\*Source: CARA's 2012 Media Use study  
 \*\*\*The Media Use study includes those responding "living with a partner" in the "never married" category

## Differences by Generation

Members of the Millennial Generation (70 percent) are particularly likely to have never married, those of the Post-Vatican II Generation (90 percent) are most likely to be married, and those of the Pre-Vatican II Generation (22 percent) are most likely to be widowed.

<b>Marital Status, by Generation</b>				
<i>Percentage responding</i>				
	<b>Pre-Vatican II</b>	<b>Vatican II</b>	<b>Post-Vatican II</b>	<b>Millennial</b>
Single, never married	5%	6%	5%	70%
Married or remarried	68	81	90	29
Divorced or separated	4	8	4	1
Widowed	22	6	1	0

## Racial or Ethnic Background

Respondents were invited to check all of the races and ethnicities with which they identify. Three percent identify more than one. Eight in ten identify as white, Anglo, or Caucasian and one in ten identifies as Hispanic/Latino(a). Nearly one in ten identifies as Asian or Pacific Islander.

<b><i>What is your racial or ethnic identity?</i></b>	
<b><i>[Check all that apply]</i></b>	
<i>Percentage responding</i>	
American Indian or Alaska Native	1%
Asian, Pacific Islander	8
Black, African, African American	1
Hispanic/Latino(a)	11
White, Anglo, Caucasian	81
Other	1

Among those identifying an “other” primary race or ethnicity, one respondent wrote in Basque and two wrote in “American.”

For comparison purposes throughout the rest of the report, comparisons are made between the following three ethnic groups, who have enough respondents to allow for a valid analysis:

- Asians, Pacific Islanders (8 percent or 67 respondents)
- Hispanics/Latinos(as) (11 percent or 88 respondents)
- Whites, Anglos, Caucasians (81 percent or 644 respondents)

## Section II: Religious Characteristics of Respondents

This part of the report describes several characteristics of respondents that relate to their religious attributes and parish-related behaviors.

### Relationship to the Catholic Church

More than three-quarters of St. Ann respondents say they have been active Catholics since birth, with one in ten saying they are returned Catholics and another one in ten identifying as a convert to Catholicism. Two to 3 percent say they are inactive Catholics or non-Catholics.

<i>What best describes you?</i>		
<i>Percentage responding</i>		
	<b>St. Ann</b>	<b>Catholics In Pew Nationally*</b>
Active Catholic since birth	77%	74%
Returned Catholic	10	11
Catholic convert	9	11
Inactive Catholic	2	2
Non-Catholic	3	2

\*Source: *CARA's 2012 Emerging Models study*

St. Ann respondents are similar to those responding in pew nationally in how they describe their relationship to the Church.

## Relationship to the Parish

Of all respondents, 84 percent report that they are registered at the parish. Some 44 percent report living closer to another parish.

## Years at the Parish

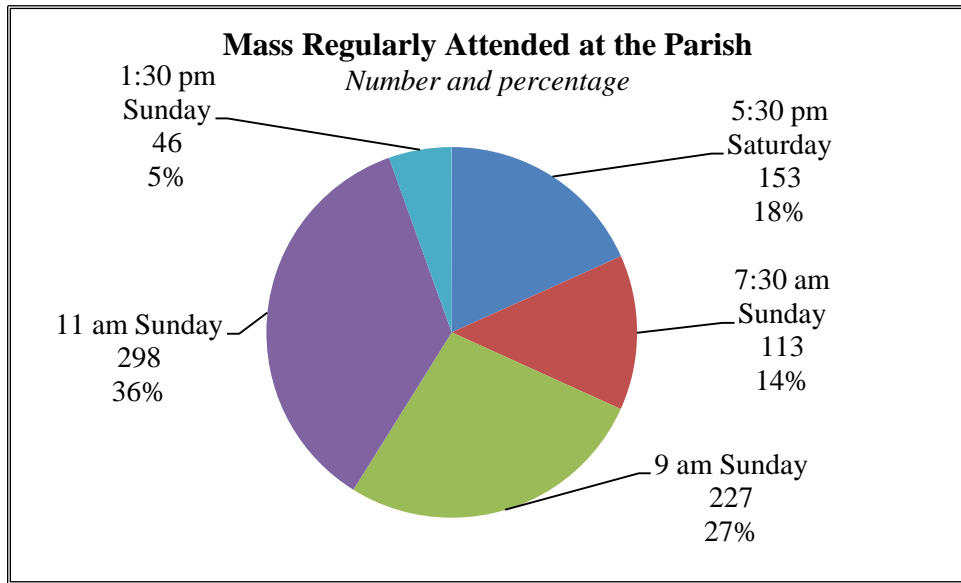
Mass attenders were asked to write in the number of years they have attended the parish. On average, respondents have attended the parish for 15 years. The median is ten years, meaning that half of respondents have attended for ten years or less and half have attended for ten years or more.

<b>Years at Parish*</b>	
<i>Percentage responding</i>	
1 year or less	16%
2-5 years	22
6-10 years	15
11-15 years	8
16-20 years	13
21-25 years	7
26-30 years	5
31-35 years	2
36-40 years	5
41 years or more	7
Average	15
Median	10
Minimum	1
Maximum	80

\* Those who do not regularly attend the parish were asked to write leave the question blank. Those who have attended for less than a year were instructed to write "1."

## Mass Regularly Attended

Respondents were invited to select the Mass they most regularly attend at the parish. The most commonly chosen Masses were the 11 a.m. Sunday (36 percent) and the 9 a.m. Sunday (27 percent). Not shown in the figure below, 1 percent says they do *not* regularly attend Mass at the parish.



Where relevant throughout the rest of the report, responses are compared according to the Mass time respondents selected.

## Frequency of Mass Attendance

About two-thirds of respondents (68 percent) report attending Mass at least once a week. An additional quarter (26 percent) attend almost every week and one in 20 (5 percent) attends once or twice a month. One percent attends less frequently than that.

<i>About how frequently do you currently attend Mass?</i>			
<i>Percentage responding</i>			
	<b>St. Ann</b>	<b>Catholics In Pew Nationally*</b>	<b>Self-identified Catholics Nationally**</b>
Never or rarely	<1%	<1%	32%
A few times a year	1	2	24
Once/twice a month	5	6	10
Almost every week	26	21	11
Every week	59	57	20
More than once a week	9	14	3

\*Source: CARA's 2012 Emerging Models study  
\*\*Source: CARA's 2012 Media Use study

### Comparison to Catholics Nationally

- Compared to the average of parishes CARA has conducted surveys at in the past (71 percent), St. Ann respondents are about as likely to attend Mass at least once a week (68 percent).
- St. Ann respondents (68 percent) are considerably more likely to attend Mass at least once a week than are self-identified Catholic adults nationally (23 percent).

### Differences by Generation

Members of the Pre-Vatican II Generation (94 percent) are most likely to attend Mass at least once a week, followed by those of the Vatican II Generation (77 percent), Millennial Generation (61 percent), and Post-Vatican II Generation (61 percent).

Those of the Post-Vatican II Generation (34 percent), on the other hand, are most likely to attend Mass almost every week, followed by those of the Millennial Generation (28 percent), Vatican II Generation (20 percent), and Pre-Vatican II Generation (5 percent).

### Participation in Parish Formation Programs

Respondents report the following family participation in parish formation programs:

- Seventeen percent of respondents have attended adult religious education programs in the past five years at the parish.
- Thirty-four percent have children who have attended religious education classes in the past five years.
- Seventeen percent have children who have attended St. Ann School in the past five years.

### Involvement in Ministries and Activities

Half (49 percent) report being involved with at least one ministry or activity at the parish in the past year. This is similar to the average proportion reported by parishes CARA has worked with in the past (50 percent).

<b>Number of Ministries or Activities Involved With</b>		
<i>Percentage responding</i>		
	<b>St. Ann</b>	<b>Parishes Nationally*</b>
None	51%	50%
One	28	23
Two	12	22
Three or more	9	3
<i>*Source: Cumulative average from parishes conducting CARA Parish Life Surveys</i>		

- Twelve percent of St. Ann respondents are involved in two or more ministries or activities and 9 percent are involved in three or more.
- Fifty-one percent are *not* involved with any parish ministries or activities.

In the remainder of this report comparison is made between three groups of respondents according to their involvement in parish activities:

- Those *not* involved in any parish ministries or activities (51 percent or 372 respondents)
- Those involved in one parish ministry or activity (28 percent or 205 respondents)
- Those involved with two or more ministries or activities (21 percent or 146 respondents)



### **Section III: Assessment of Parish Life and Needs**

Overall, the results of the St. Ann Parish Life Survey are very positive. Sixteen particular areas were addressed in the survey instrument. These areas are featured in this section of the report, though readers are advised to consult the response frequencies in Appendix I of this document for response rates and other pertinent information about these data. These areas of parish life addressed are:

- Evaluation of Aspects of Parish Life
- Evaluation of Persons and Programs
- Evaluation of Aspects of St. Ann School
- Reasons for Not Sending a Child to St. Ann School
- Evaluation of Areas of Weekend Mass
- Evaluation of Parish Efforts
- Evaluation of Parish Outreach
- Top Priorities for Parish Outreach
- Priority for Parish Needs
- Top Priorities for Parish Needs
- Needed Ministries and Programs
- Priorities for Social Justice Efforts
- Attraction to the Parish
- Likelihood of Future Behaviors
- Attitudes about Parish Life
- Attitudes about Stewardship

## Evaluation of Aspects of Parish Life

Nearly all (97 percent) respondents give a positive rating (“good” and “excellent” combined) to St. Ann Parish overall.

<i>Please evaluate these aspects of parish life</i>		
<i>Percentage responding “Good” or “Excellent”</i>		
	<b>St. Ann</b>	<b>Catholics In Pew Nationally*</b>
St. Ann Parish overall	97%	94%
Masses and liturgies in general	95	94
Efforts to educate parishioners in the faith	91	91
Sense of community within the parish	89	87
Outreach to and advocacy for those in need	89	–
Vision provided by parish leaders	88	90
Encouragement to share your time, talents and treasure with the parish	88	91
Spreading the Gospel/evangelizing	86	88
<i>*Source: CARA’s 2012 Emerging Models study</i>		

Between 86 and 95 percent give a positive evaluation to each of the aspects of parish life evaluated.

- Masses and liturgies in general and efforts to educate parishioners in the faith receive a positive evaluation from more than nine in ten respondents.
- Just under nine in ten give a “good” or “excellent” rating to the sense of community within the parish; outreach to and advocacy for those in need; vision provided by parish leaders; encouragement to share one’s time, talents and treasure with the parish; and spreading the Gospel or evangelizing.

### Comparison to Parishes Nationally

Respondents at St. Ann Parish are similar to those responding to CARA in-pew parish surveys nationally in how they evaluate the aspects of parish life displayed in the table above.<sup>2</sup>

---

<sup>2</sup> As was noted in the Introduction, only differences of at least 10 percentage points are treated as meaningful.

## “Excellent” Ratings

Nearly six in ten respondents give an “excellent” rating to St. Ann Parish overall.

<i>Please evaluate these aspects of parish life</i>		
<i>Percentage responding “Excellent”</i>		
	<b>St. Ann</b>	<b>Catholics In Pew Nationally*</b>
St. Ann Parish overall	58%	58%
Masses and liturgies in general	52	59
Efforts to educate parishioners in the faith	47	55
Encouragement to share your time, talents and treasure with the parish	46	57
Sense of community within the parish	42	46
Outreach to and advocacy for those in need	41	–
Vision provided by parish leaders	39	50
Spreading the Gospel/evangelizing	33	45

*\*Source: CARA’s 2012 Emerging Models study*

About half of respondents give an “excellent” evaluation to Masses and liturgies in general, efforts to educate parishioners in the faith, and the parish’s encouragement of parishioners to share their time, talents and treasure with the parish.

- The sense of community within the parish, its outreach to and advocacy for those in need, and the vision provided by parish leaders receive an “excellent” evaluation from about four in ten respondents.
- A third say parish efforts to spread the Gospel or evangelize are “excellent.”

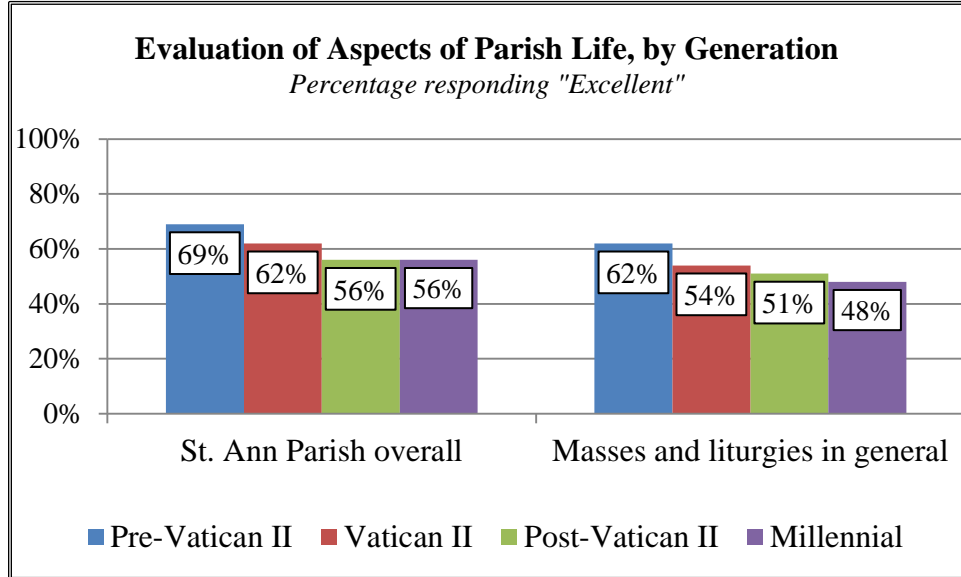
## Comparison to Parishes Nationally

Those at St. Ann Parish are *less* likely than those at parishes nationally to give an “excellent” evaluation to the following aspects of parish life (ordered from greatest to least difference):

- Encouragement to share your time, talents, and treasure with the parish (46 percent compared to 57 percent)
- Vision provided by parish leaders (39 percent compared to 50 percent)

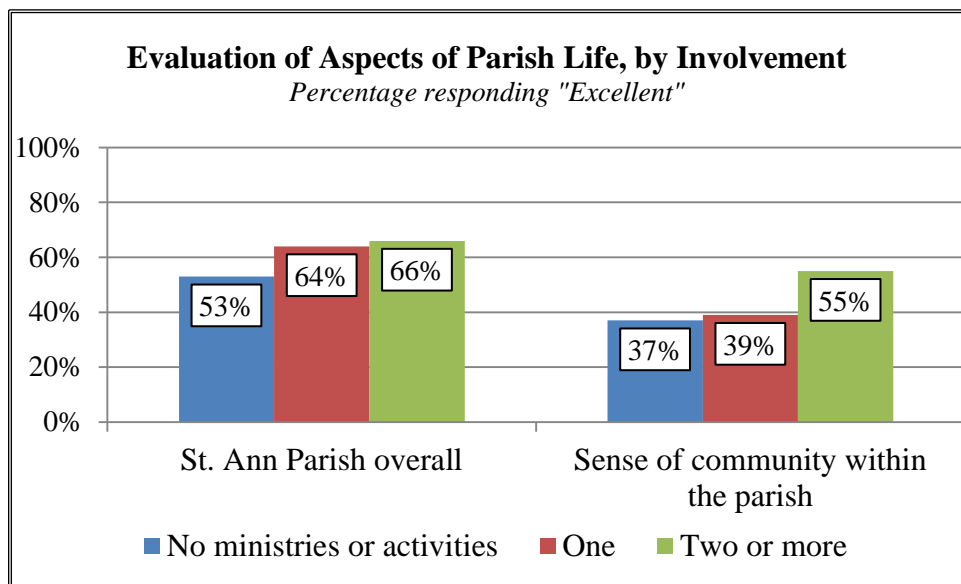
## Differences by Generation

Members of the oldest generation are especially likely to rate St. Ann Parish overall and the Masses and liturgies as “excellent,” followed by those of the Vatican II Generation.

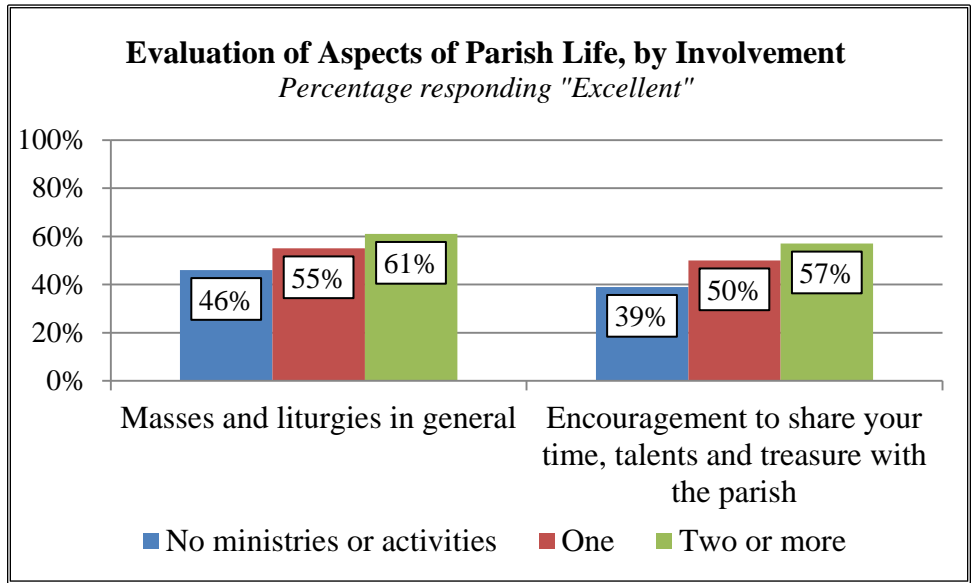


## Differences by Level of Involvement

Those involved with at least one ministry or activity at the parish are more likely than those involved with none to give an “excellent” rating to St. Ann Parish overall. Respondents involved with two or more activities are also most likely to say the sense of community within the parish is “excellent.”

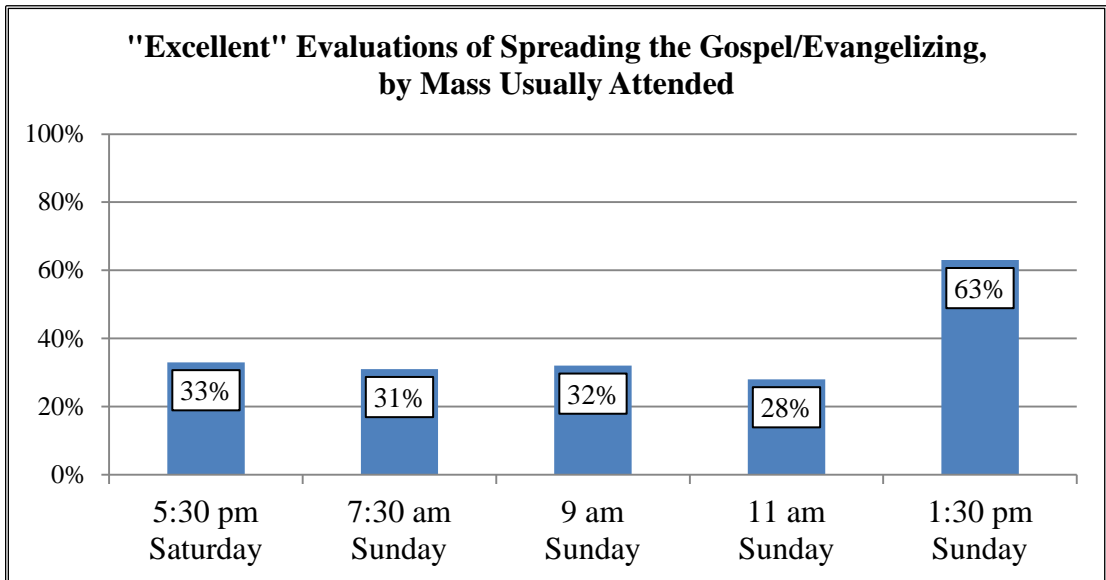


The more involved respondents are with parish ministries and activities, the more likely they are to give an “excellent” rating to Masses and liturgies in general and to efforts to encourage parishioners to share their time, talents and treasure with the parish.



**Differences by Mass Usually Attended**

Those who usually attend the 1:30 p.m. Spanish-language Mass are especially likely to give an “excellent” rating to efforts to spread the Gospel or evangelize.



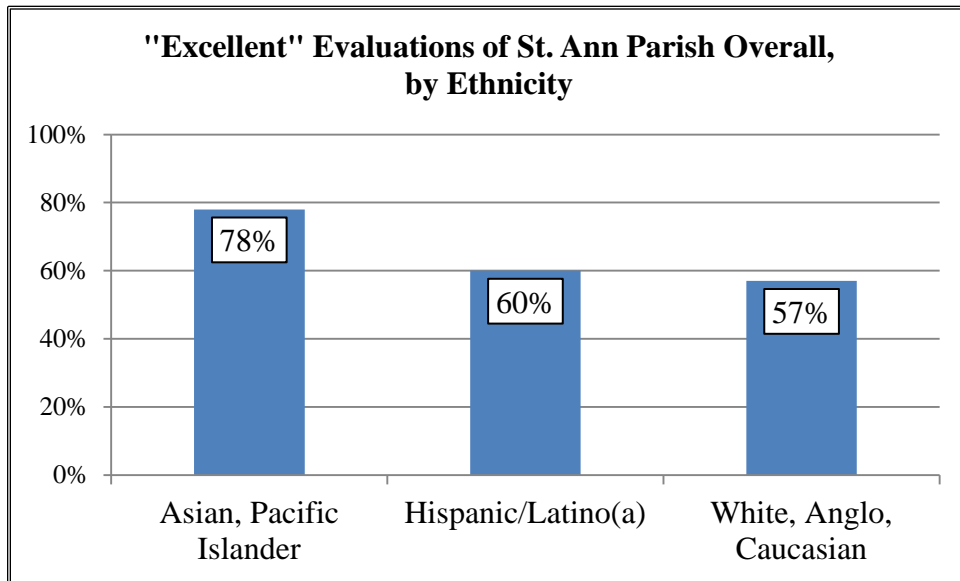
### Differences by Past Participation in Religious Education Programs

Those whose children have attended religious education classes at the parish in the past five years do *not* differ significantly from others in the “excellent” ratings they give to efforts to educate parishioners in the faith.

Similarly, respondents who have attended adult religious education classes at the parish in the past five years do *not* differ significantly from others in the “excellent” ratings given to efforts to educate parishioners in the faith.

### Differences by Race or Ethnicity

Those identifying as Asian or Pacific Islander are especially likely to give an “excellent” rating to St. Ann Parish overall.



## Evaluation of Persons and Programs

More than eight in ten respondents give each of the persons and programs listed in the table below a “good” or “excellent” evaluation.

	<b>St. Ann</b>	<b>Parishes Nationally*</b>
Leadership provided by the pastor	94%	88%
Helpfulness of the parish office staff	94	–
Invictus Youth Ministry programs (for teens)	90	73
Youth Faith Formation programs (K-8)	89	83
Parish Finance Council	89	–
Parish Pastoral Council	86	–
Adult Religious Enrichment programs	85	71
Nursery care provided during Mass	83	–

*\*Source: Cumulative average from parishes conducting CARA Parish Life Surveys*

More than nine in ten rate positively the leadership provided by the pastor and the helpfulness of the parish office staff.

- The Invictus Youth Ministry programs, Youth Faith Formation programs, and Adult Religious Enrichment programs receive a positive evaluation from about nine in ten respondents.
- Just under nine in ten say the Parish Finance Council and Parish Pastoral Council are “good” or “excellent.”
- Nursery care provided during Mass is given a positive evaluation by slightly more than eight in ten.

### Comparison to Parishes Nationally

St. Ann respondents are 14 to 17 percentage points more likely than those at parishes nationally to give a “good” or “excellent” evaluation to the following programs:

- Invictus Youth Ministry program/youth ministry (90 percent compared to 73 percent)
- Adult Religious Enrichment/adult faith formation (85 percent compared to 71 percent).

## “Excellent” Ratings

Two in three respondents rate the leadership provided by the pastor as “excellent.”

<i>Please evaluate the following persons and programs</i>		
<i>Percentage responding “Excellent”</i>		
	<b>St. Ann</b>	<b>Parishes Nationally*</b>
Leadership provided by the pastor	67%	55%
Helpfulness of the parish office staff	59	51
Parish Pastoral Council	55	–
Invictus Youth Ministry programs (for teens)	54	31
Nursery care provided during Mass	47	–
Youth Faith Formation programs (K-8)	45	39
Parish Finance Council	41	–
Adult Religious Enrichment programs	40	27

*\*Source: Cumulative average from parishes conducting CARA Parish Life Surveys*

Just under six in ten give an “excellent” evaluation to the helpfulness of the parish office staff and the Parish Pastoral Council. The Parish Finance Council receives as high an evaluation from four in ten respondents.

- The Invictus Youth Ministry programs are given an “excellent” evaluation from more than half of respondents. Slightly less than half give as high a rating to the Youth Faith Formation programs.
- Slightly fewer than half say nursery care provided during Mass is “excellent.”
- Four in ten give the Adult Religious Enrichment programs an “excellent” rating.

## Comparison to Parishes Nationally

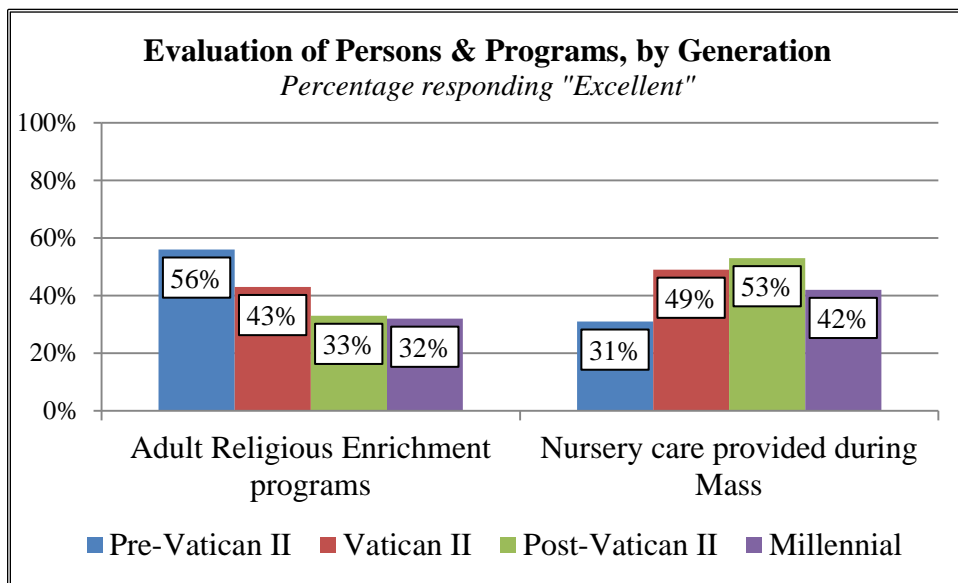
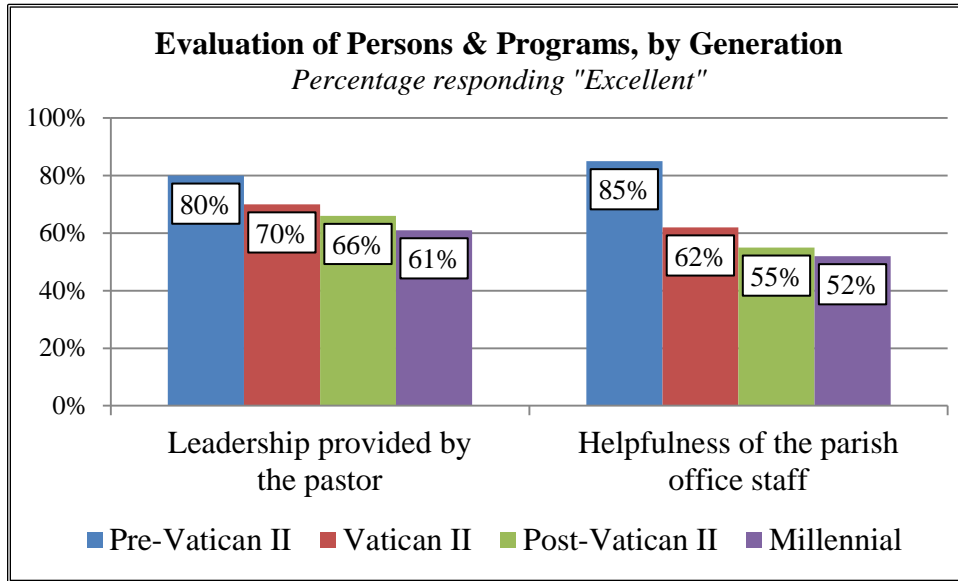
Those at St. Ann Parish are 12 to 23 percentage points more likely than those at parishes nationally to give an “excellent” evaluation to the following programs and persons:

- Invictus Youth Ministry program/youth ministry (54 percent compared to 31 percent)
- Adult Religious Enrichment/adult faith formation (40 percent compared to 27 percent)
- Leadership provided by the pastor (67 percent compared to 55 percent)



## Differences by Generation

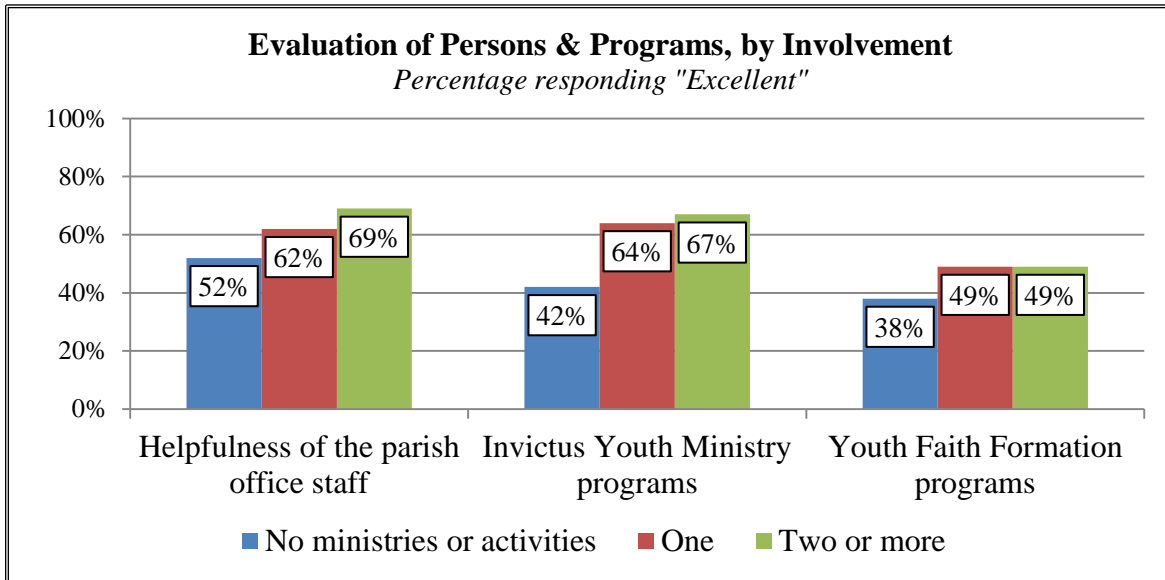
Members of the Pre-Vatican II Generation are especially likely to rate the leadership provided by the pastor, the helpfulness of the parish office staff, and Adult Religious Enrichment programs as “excellent,” followed by those of the Vatican II Generation.



Those of the Post-Vatican II Generation, who are most likely to report having children who have, in the past five years, attended the parish school or the parish religious education programs for children or youth, are most likely to give to give an “excellent” rating to nursery care provided during Mass.

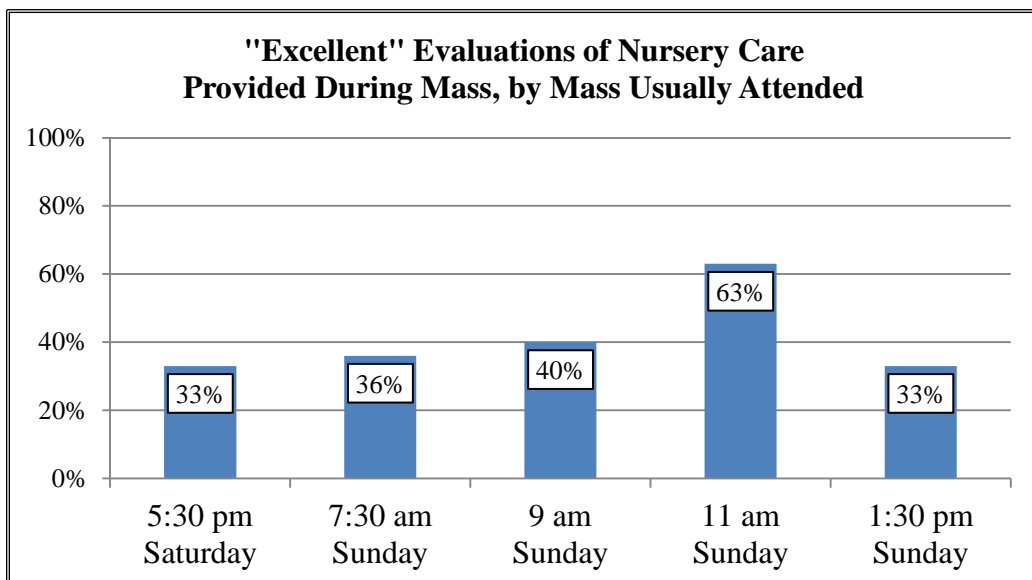
### Differences by Level of Involvement

The more involved respondents are with parish ministries or activities, the more likely they are to give an “excellent” rating to the helpfulness of the parish office staff. In addition, those involved with at least one ministry or activity at the parish are relatively more likely than other respondents to give an “excellent” rating to the Invictus Youth Ministry programs and the Youth Faith Formation programs.



### Differences by Mass Usually Attended

Those regularly attending the 11 a.m. Sunday Mass are most likely to give an “excellent” evaluation to the nursery care provided during Mass.



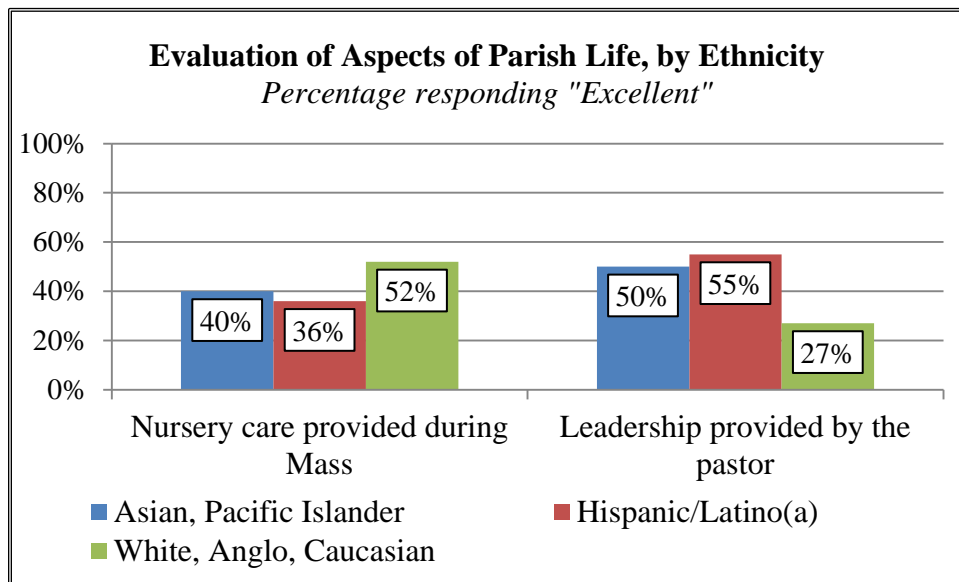
## Differences by Past Participation in Religious Education Programs

Those whose children have attended religious education classes at the parish in the past five years (48 percent) are slightly more likely than others (39 percent) to give an “excellent” rating to the Youth Faith Formation programs. They do *not* differ significantly, however, in how they evaluate the Invictus Youth Ministry programs.

Respondents who have attended adult religious education classes at the parish in the past five years (55 percent) are slightly more likely than others (34 percent) to rate as “excellent” faith formation for adults.

## Differences by Ethnicity

Those identifying as white, Anglo or Caucasian are most likely to give an “excellent” rating to the nursery care provided during Mass but are *least* likely to give as high a rating to the leadership provided by the pastor.



## Differences by Years at the Parish

Relatively new parishioners, that is those who have attended the parish for five years or less, do *not* differ significantly in how likely they are to rate the helpfulness of the parish office staff as “excellent.”

## Evaluation of Aspects of St. Ann School

About nine in ten give a positive evaluation to the school overall, the quality of teaching there, and the principal.

<i>Please evaluate the following aspects of St. Ann School</i>		
<i>Percentage responding “Good” or “Excellent”</i>		
	<b>St. Ann</b>	<b>Parishes Nationally*</b>
The school overall	92%	83%
Quality of teaching	91	–
The principal	87	–
<i>*Source: Cumulative average from parishes conducting CARA Parish Life Surveys</i>		

### “Excellent” Ratings

About half of respondents rate as “excellent” the principal, the school overall, and the quality of teaching.

<i>Please evaluate the following aspects of St. Ann School</i>		
<i>Percentage responding “Excellent”</i>		
	<b>St. Ann</b>	<b>Parishes Nationally*</b>
The principal	51%	–
The school overall	50	41%
Quality of teaching	48	–
<i>*Source: Cumulative average from parishes conducting CARA Parish Life Surveys</i>		

### Comparison to Parishes Nationally

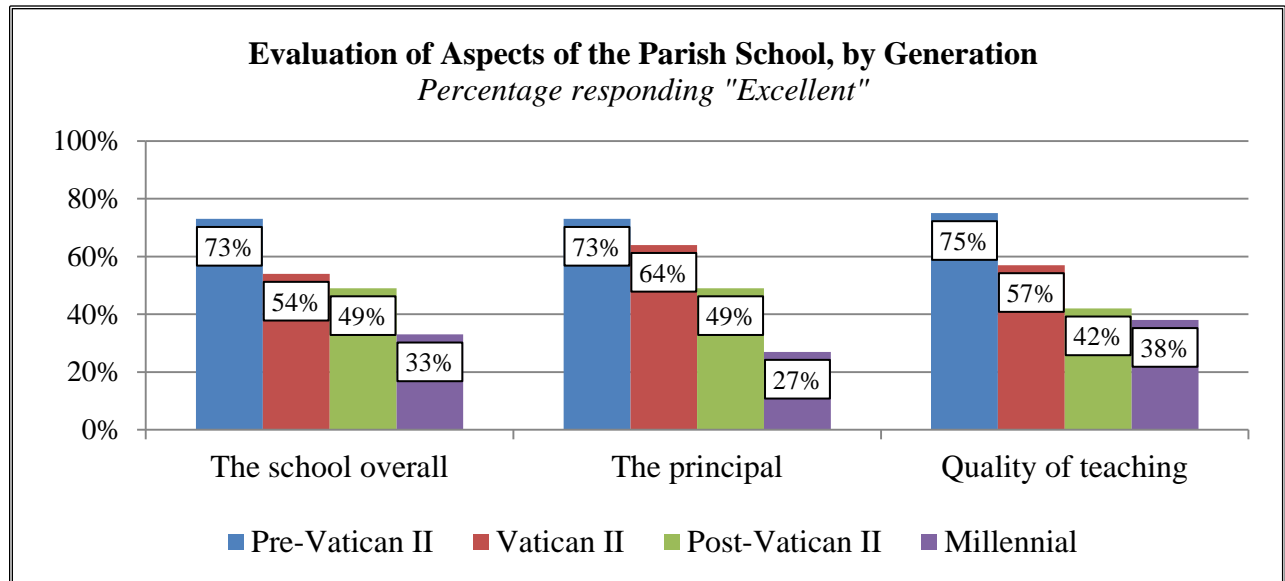
Compared to those at parishes nationally, respondents at St. Ann Parish do *not* differ significantly in their evaluations of the parish school overall.

### Differences by Child's Attendance at the Parish School

Those whose children have attended St. Ann Catholic School in the past five years do *not* differ significantly from other respondents in how they evaluate the various aspects of the school and are slightly more likely than others to give an “excellent” evaluation to the principal (56 percent compared to 49 percent) and the school overall (54 percent compared to 47 percent).

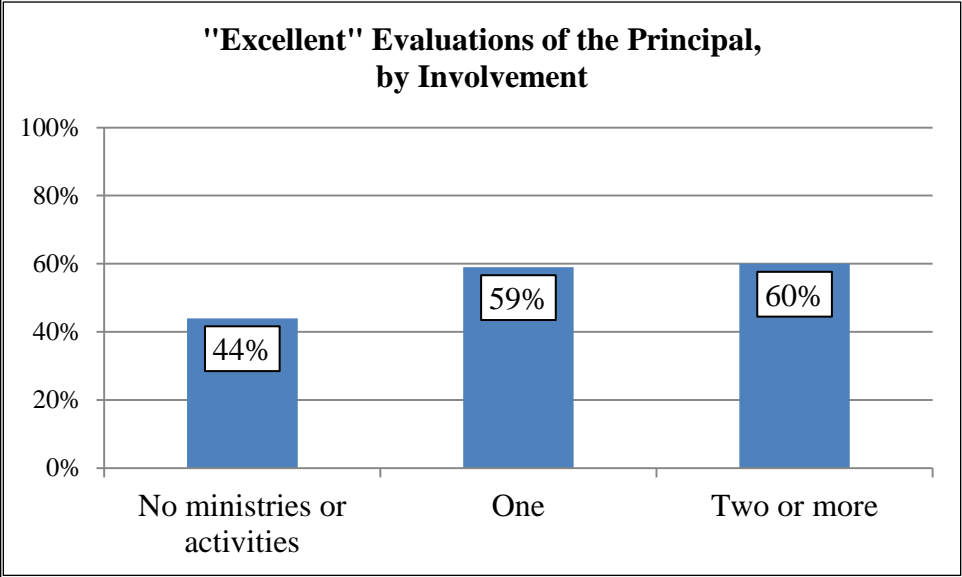
### Differences by Generation

Members of the oldest generation are especially likely to rate the aspects of the parish school as “excellent,” with those of the youngest generation *least* likely.



**Differences by Level of Involvement**

Those involved with at least one ministry or activity at the parish are more likely than other respondents to give an “excellent” rating to the principal.



## Reasons for Not Sending a Child to St. Ann School

Only respondents who have children who could have attended St. Ann Catholic School in the past five years but did not were asked to respond to a question about why they did not send their child(ren) there. Some 275 responded to the question. Among the pre-set choices offered to respondents, they are most likely to cite financial considerations or tuition costs (14 percent) and the quality of education at the school (9 percent). One in 20 cites the lack of specialized instruction for those with special needs.

*If you have children who could have attended St. Ann School in the past five years but did not, which of the following reasons explains why?*

*Check all that apply*

Financial considerations or tuition costs	14%
Quality of education	9
Lack of specialized instruction for those with special needs	5
Other	12

In total, 94 parishioners wrote in an “other” reason for why their child did not attend. Appendix II presents the complete transcription of all open-ended responses to this question, separated by Mass time of response.

The most common reasons parents noted for not sending their child to St. Ann’s are listed from most to least frequently below:

- Strong public school system
- Attend a different Catholic school or church
- Other

### Strong Public School System

Seven in ten of the respondents who wrote in the *other* category said they preferred the Arlington public school system to St. Ann’s Catholic School. Following are some of their remarks:

*Public school options deemed better.*

*Arlington Public Schools are very good.*

*Already paying \$ taxes for public school!! Cost – schools are great locally.*

*Arlington Public Schools are among the best in the nation and free.*

*Public school is excellent and we want our kids to learn with students from different backgrounds.*

*Public schools in area are excellent and offer more.*

*Quality of APS and gifted program.*

*Size limitations can't compete with courses offered in public schools.*

### **Attend a Different Catholic School or Parish**

Five percent of the respondents said their children attend another Catholic school or church. Below are some of their responses:

*Child attended Blessed Sacrament.*

*Already attend another Catholic school with which we are happy.*

*We are new parishioners. Children already established at their schools.*

*Holy Trinity.*

*Attended a different church.*

### **Other**

Just under a quarter of the respondents had other responses that did not fit into any of the categories. Following are a sample of some of their answers:

*Old books.*

*Diversity.*

*Wait list to get in.*

*Not big or diverse enough or welcoming.*

*Lack of opportunities, facilities.*

*Didn't get in.*

*Size of facilities. No parish school pre-K.*



## Evaluation of Areas of Weekend Masses

More than nine in ten respondents say the homilies and hospitality or sense of welcome at weekend Masses overall are “good” or “excellent.”

<i>Please evaluate these areas of weekend Masses overall for the Mass you most regularly attend Percentage responding “Good” or “Excellent”</i>		
	<b>St. Ann</b>	<b>Catholics In Pew Nationally*</b>
Homilies	95%	87%
Hospitality or sense of welcome	93	85
Bilingual Masses	87	–
Weekend Mass schedule	84	89
People’s participation	84	75
Incorporating cultural traditions in worship	82	82
Music	81	82

*\*Source: CARA’s 2012 Emerging Models study*

- Bilingual Masses receive a positive evaluation from almost nine in ten.
- Just over eight in ten give a positive evaluation to the weekend Mass schedule, people’s participation in weekend Masses, incorporating cultural traditions in worship, and music.

### Comparison to Parishes Nationally

Those at St. Ann are similar to those at parishes nationally in the positive evaluations they give to the areas of weekend Masses overall evaluated above.

### Differences by Language of Response

Those responding to the survey in English (85 percent) are more likely than those responding in Spanish (70 percent) to give a positive evaluation to the weekend Mass schedule.

## “Excellent” Ratings

Two in three say the hospitality or sense of welcome at weekend Masses is “excellent.” Nearly six in ten give as high a rating to the homilies overall.

<i>Please evaluate these areas of weekend Masses overall for the Mass you most regularly attend</i>		
<i>Percentage responding “Excellent”</i>		
	<b>St. Ann</b>	<b>Catholics In Pew Nationally*</b>
Hospitality or sense of welcome	66%	49%
Homilies	56	48
Weekend Mass schedule	49	52
Music	48	48
Bilingual Masses	47	–
Incorporating cultural traditions in worship	36	39
People’s participation	33	28

*\*Source: CARA’s 2012 Emerging Models study*

- Just under half give an “excellent” rating to the weekend Mass schedule, music, and bilingual Masses.
- A third or slightly more rate efforts to incorporate cultural traditions in worship and the participation of the people as “excellent.”

## Comparison to Parishes Nationally

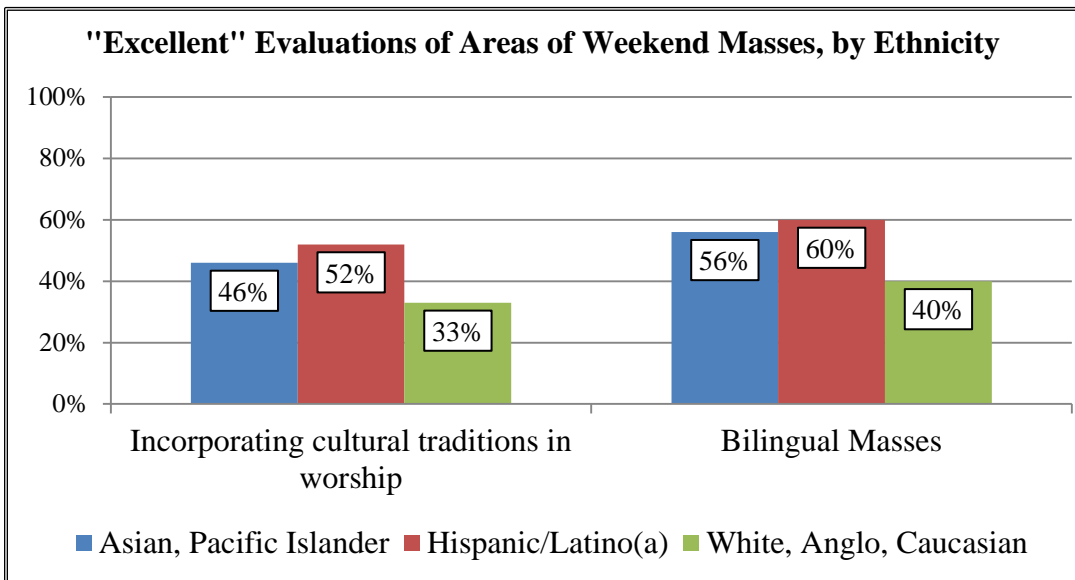
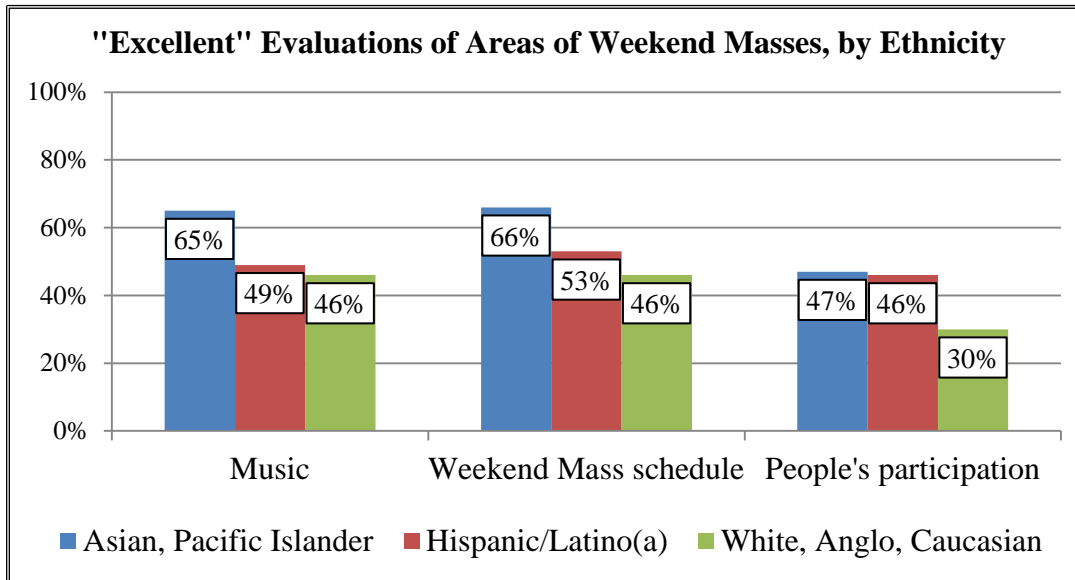
St. Ann respondents are 17 percentage points more likely than those at responding in pew nationally to give an “excellent” rating to the hospitality or sense of welcome at weekend Masses (66 percent compared to 49 percent).

## Differences by Frequency of Mass Attendance

There are *no* significant differences in evaluations of areas of worship between those who attend Mass at least once a week and other respondents.

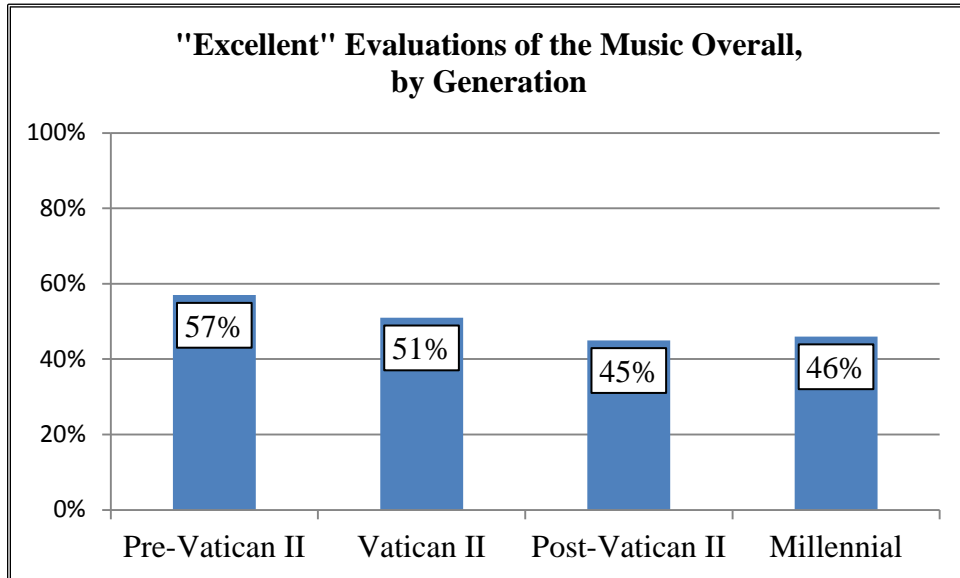
## Differences by Ethnicity

Those identifying as Asian or Pacific Islander are most likely to give an “excellent” evaluation to the music and weekend Mass schedule. Hispanics/Latinos(as) are most likely to rate incorporating cultural traditions in worship and bilingual Masses as “excellent.” Those identifying as white, Anglo, or Caucasian are *least* likely to give people’s participation, the weekend Mass schedule, bilingual Masses, and incorporating cultural traditions in worship an “excellent” rating.



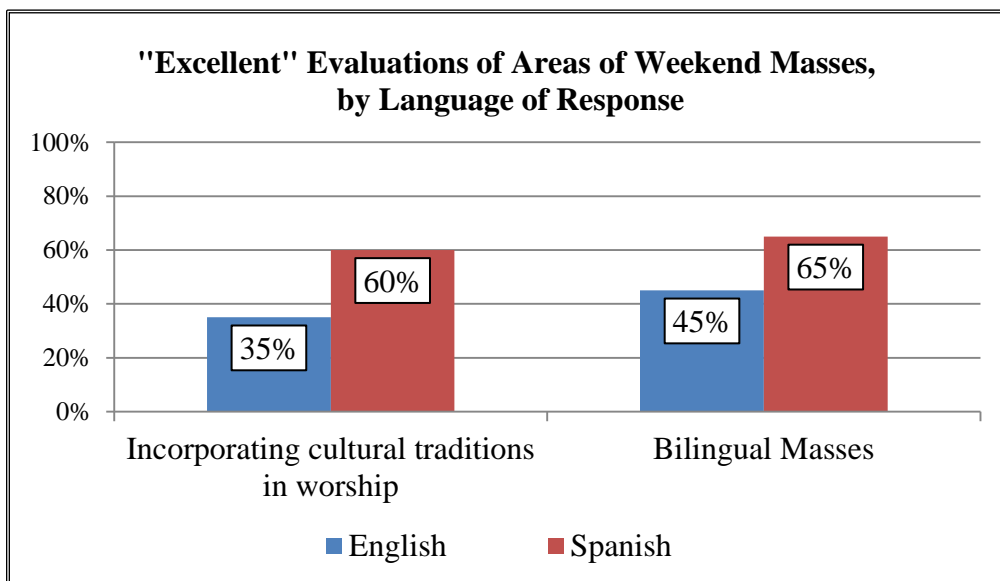
### Differences by Generation

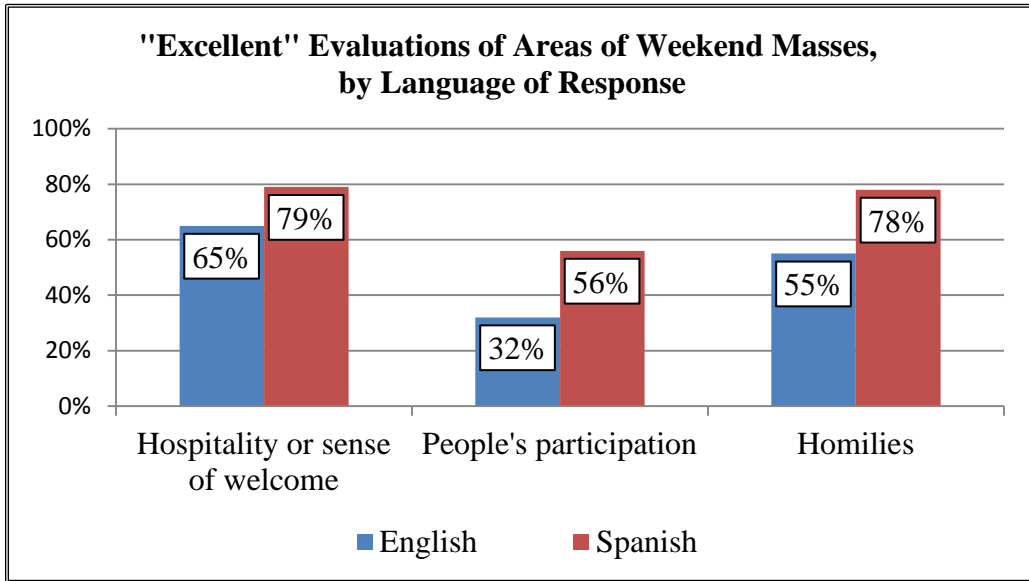
Members of the oldest generation are especially likely to rate the music as “excellent.”



### Differences by Language of Response

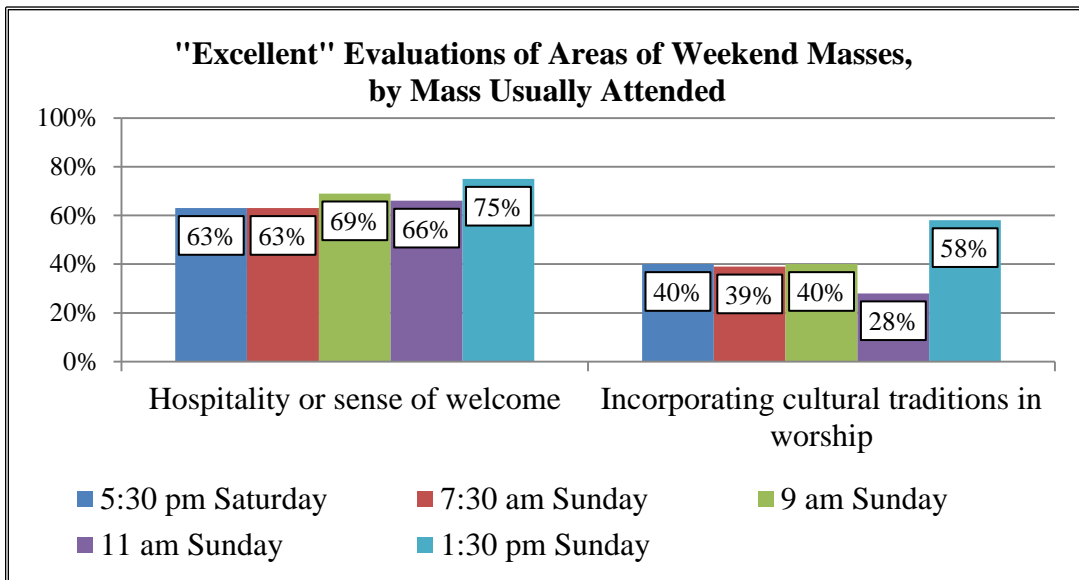
Those responding to the survey in Spanish are more likely than those responding in English to give an “excellent” rating to the areas of weekend Masses overall in the figures below.



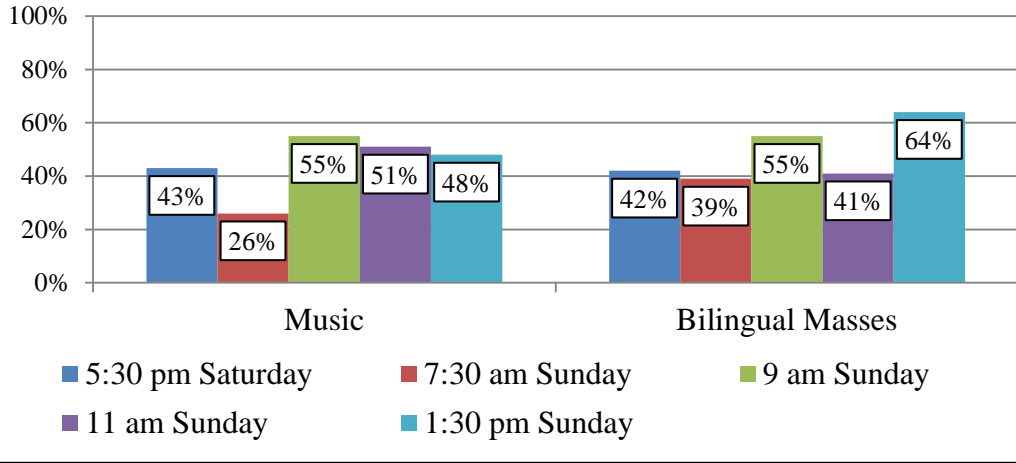


**Differences by Mass Usually Attended**

Those who usually attend the 1:30 p.m. Spanish-language Sunday Mass are most likely to give an “excellent” rating to the hospitality or sense of welcome, incorporating cultural traditions in worship, music, and bilingual Masses. Those usually attending the 7:30 a.m. Sunday are *least* likely to rate the music as “excellent,” with those usually attending the Sunday 11 a.m. Mass *least* likely to give incorporating cultural traditions in worship as high a rating.



**"Excellent" Evaluations of Areas of Weekend Masses,  
by Mass Usually Attended**



## Evaluation of Parish Efforts

About nine in ten give a positive evaluation to parish efforts to nurture their relationship with Jesus Christ, communicate with parishioners, and invite them to participate in parish ministries.

	<b>St. Ann</b>	<b>Parishes Nationally*</b>
<i>Please evaluate parish efforts to:</i>		
<i>Percentage responding "Good" or "Excellent"</i>		
Nurture your relationship with Jesus Christ	91%	89%
Communicate with parishioners	91	80
Invite you to participate in parish ministries	89	82
Strengthen family life	84	–
Provide opportunities for you to volunteer to help the needy	83	–
Consult with parishioners on important decisions	82	–
Help you practice Gospel values at work	79	–

*\*Source: Cumulative average from parishes conducting CARA Parish Life Surveys*

Approximately eight in ten say the following parish efforts are “good” or “excellent”: strengthening family life, providing opportunities to volunteer to help the needy, consulting with parishioners on important decisions, and helping them practice Gospel values at work.

### Comparison to Parishes Nationally

St. Ann respondents are more likely than those at parishes nationally to give a positive evaluation to parish efforts to communicate with parishioners (91 percent compared to 80 percent).

## “Excellent” Ratings

Half or slightly fewer respondents give an “excellent” rating to parish efforts to invite them to participate in parish ministries, nurture their relationship with Jesus Christ, and communicate with parishioners.

<i>Please evaluate parish efforts to:</i>		
<i>Percentage responding “Excellent”</i>		
	<b>St. Ann</b>	<b>Parishes Nationally*</b>
Invite you to participate in parish ministries	50%	39%
Nurture your relationship with Jesus Christ	48	47
Communicate with parishioners	48	37
Provide opportunities for you to volunteer to help the needy	43	–
Consult with parishioners on important decisions	40	–
Strengthen family life	39	–
Help you practice Gospel values at work	33	–

*\*Source: Cumulative average from parishes conducting CARA Parish Life Surveys*

- Parish efforts to provide opportunities to volunteer to help the needy, consult with parishioners on important decisions, and strengthen family life are evaluated as “excellent” by about four in ten respondents.
- A third say the parish is “excellent” at helping them practice Gospel values at work.

## Comparison to Parishes Nationally

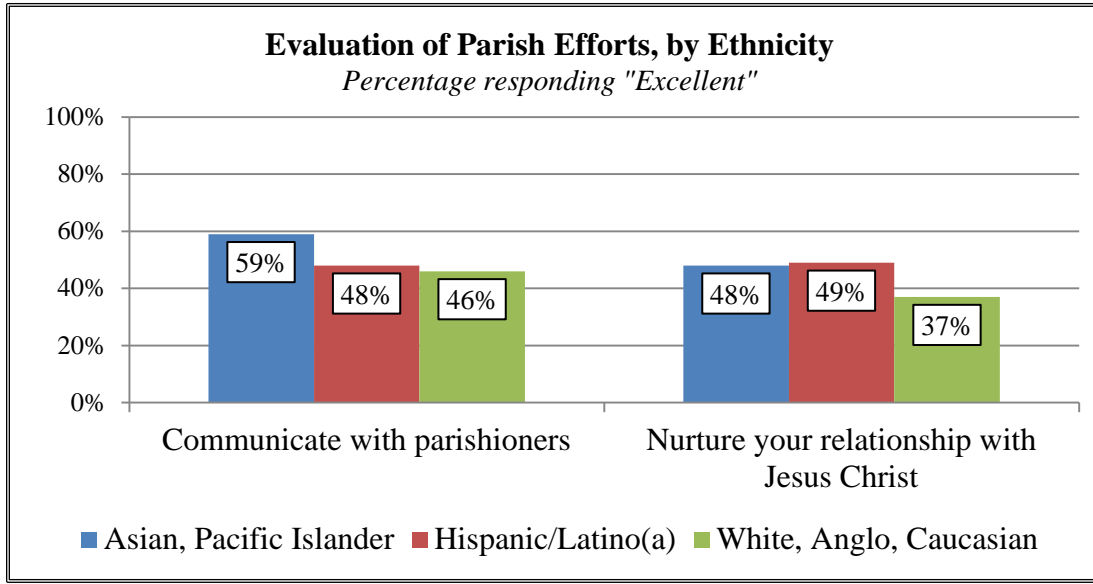
St. Ann respondents are more likely than those responding in pew at parishes nationally to give an “excellent” evaluation to parish efforts to:

- Invite you to participate in parish ministries (50 percent compared to 39 percent)
- Communicate with parishioners (48 percent compared to 37 percent).



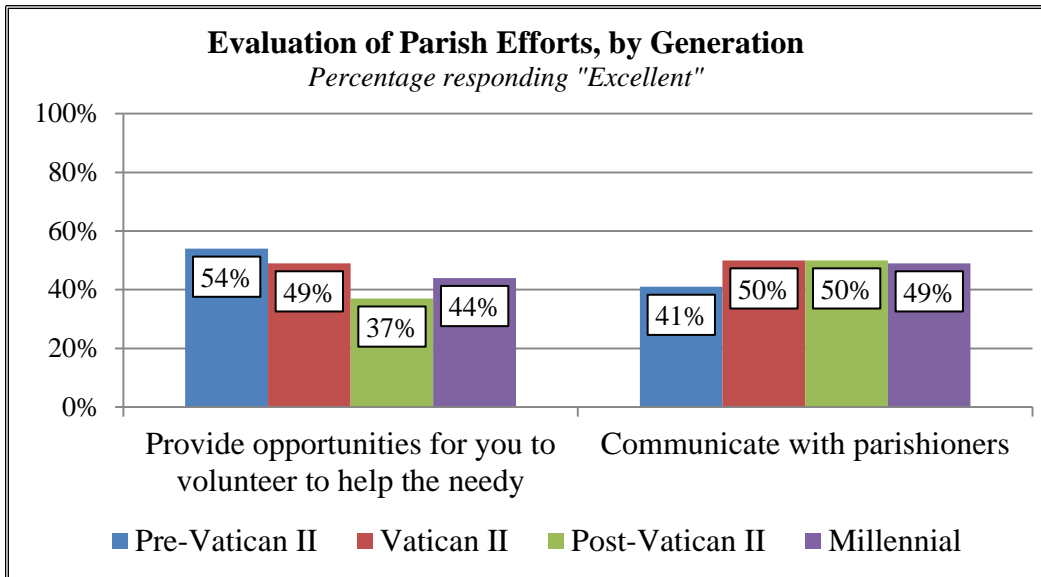
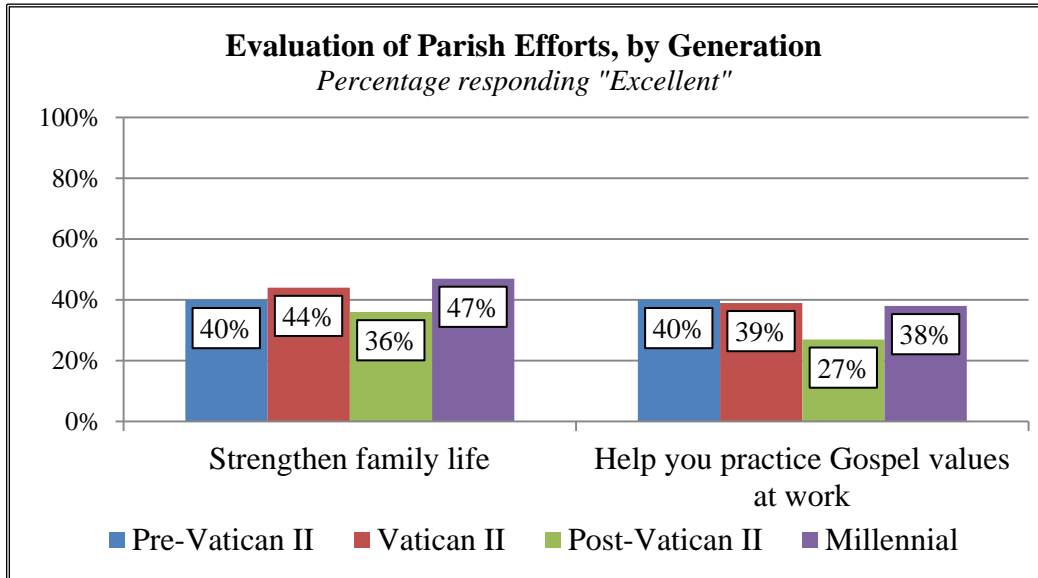
## Differences by Ethnicity

Those identifying as Asian or Pacific Islander are most likely to give an “excellent” rating to parish efforts to communicate with parishioners. Parish efforts to nurture their relationship with Jesus Christ are *least* likely to be rated “excellent” by those identifying as white, Anglo or Caucasian.



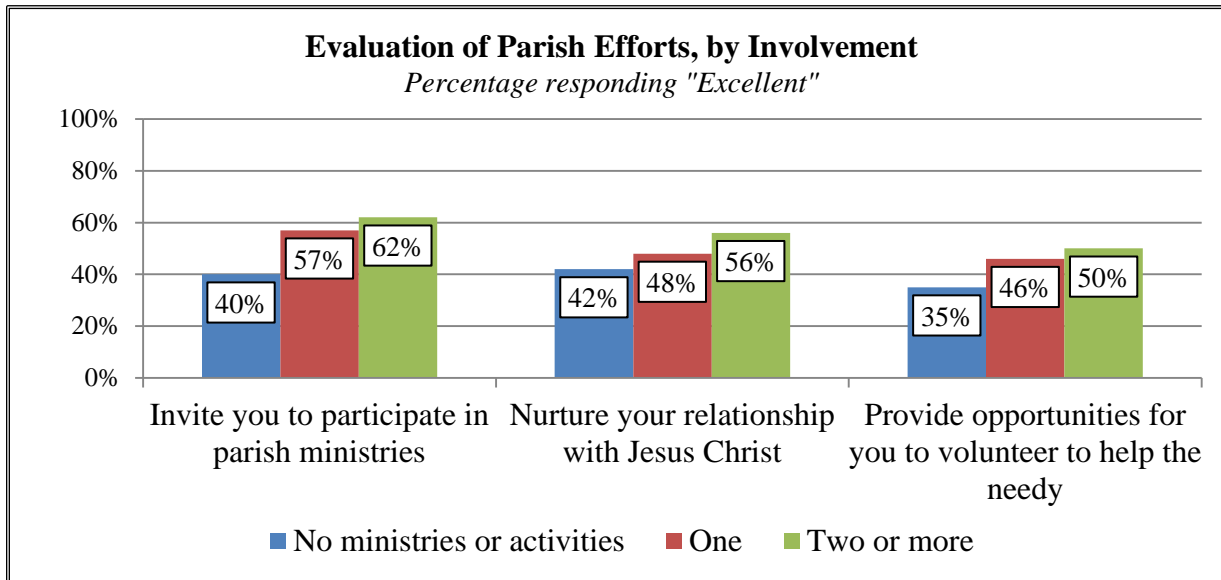
## Differences by Generation

Members of the Post-Vatican II Generation are *least* likely to evaluate as “excellent” parish efforts to strengthen family life, help them practice Gospel values at work, and provide opportunities help to volunteer to help the needy. Those of the Pre-Vatican II Generation are *least* likely to give an “excellent” rating to efforts to communicate with parishioners.



## Differences by Level of Involvement

Those involved with at least one ministry or activity at the parish are more likely than others to give an “excellent” rating to efforts to invite participation in parish ministries. In addition, the more involved respondents are with parish ministries or activities, the more likely they are to give an “excellent” evaluation to parish efforts to nurture their relationship with Jesus Christ and to provide opportunities to volunteer to help the needy.



## Evaluation of Parish Outreach

With two exceptions, more than half of St. Ann respondents give a positive evaluation to parish outreach to each of the groups shown in the table below.

<i>Please evaluate parish outreach to the following groups: Percentage responding “Good” or “Excellent”</i>		
	<b>St. Ann</b>	<b>Parishes Nationally*</b>
Teens (ages 13 to 17)	90%	73%
Hispanics/Latinos(as)	90	71
Children (ages 5 to 12)	87	77
Those sick or homebound	82	80
New parishioners	80	70
Those grieving	74	72
Senior citizens (ages 65 and older)	72	75
Those in financial need	70	69
Married couples	67	72
Young adults (ages 18 to 35)	62	67
Inactive Catholics	54	54
Single adults	48	53
Those divorced or separated	47	54

*\*Source: Cumulative average from parishes conducting CARA Parish Life Surveys*

Nine in ten or slightly fewer at St. Ann Parish give a positive evaluation to parish outreach to teens and children.

- Parish outreach to Hispanics/Latinos receives a positive evaluation from nine in ten.
- At least seven in ten rate as “good” or “excellent” parish outreach to those sick or homebound (82 percent), those grieving (74 percent), and those in financial need (70 percent).
- Eight in ten say the parish is at least “good” at reaching out to new parishioners. Slightly more than half give the parish a positive evaluation for its outreach to inactive Catholics.
- Parish outreach to senior citizens receives a positive rating from more than seven in ten respondents, with just over six in ten saying outreach to young adults is at least “good.”
- Outreach to married couples receives a “good” or “excellent” evaluation from two in three respondents. Slightly less than half give a positive evaluation to outreach to single adults and to those divorced or separated.

## **Comparison to Parishes Nationally**

St. Ann respondents are 10 to 17 percentage points more likely than those at parishes nationally to rate outreach to the following as “good” or “excellent”:

- Hispanics/Latinos(as) (90 percent compared to 73 percent)
- Teens (90 percent compared to 73 percent)
- Children (87 percent compared to 77 percent)
- New parishioners (80 percent compared to 70 percent)

## **Differences by Age**

Those responding to the question who are ages 65 or older (142 respondents) are relatively *less* likely than others to say parish outreach to senior citizens is “good” or “excellent” (65 percent compared to 76 percent).

## **Differences by Ethnicity**

Hispanic/Latino(a) respondents are *least* likely to say the parish is “excellent” in its outreach to Hispanics/Latinos(as). Seventy-eight percent of Hispanics/Latinos(as) say the parish’s outreach to Hispanic/Latinos(as) is “good” or “excellent,” compared to 83 percent of Asians or Pacific Islanders and 93 percent of whites, Anglos or Caucasians.

## **Differences by Marital Status**

Those responding to the question who are single (85 respondents) are *less* likely than others to give a positive evaluation to outreach to single adults (38 percent compared to 51 percent).

Similarly, those responding to the question who are married (362 respondents) are *less* likely than others to give a positive evaluation to parish outreach to married couples (64 percent compared to 80 percent).

Finally, those responding to the question who are divorced or separated (23 respondent) are *less* likely than others to say the parish’s outreach to those divorced or separated is “good” or “excellent” (22 percent compared to 48 percent).

## **Differences by Years at Parish**

Those who have attended the parish for five years or less (70 respondents to the question) are *less* likely than others to give parish outreach to new parishioners a “good” or “excellent” evaluation (70 percent compared to 82 percent).

## “Excellent” Ratings

Just under half of respondents evaluate parish outreach to teens as “excellent.” Four in ten evaluate outreach to children as highly.

***Please evaluate parish outreach to the following groups:***  
*Percentage responding “Excellent”*

	<b>St. Ann</b>	<b>Parishes Nationally*</b>
Teens (ages 13 to 17)	47%	30%
Hispanics/Latinos(as)	44	31
Those sick or homebound	41	38
New parishioners	41	29
Children (ages 4 to 12)	39	33
Those grieving	34	31
Senior citizens (ages 65 and older)	29	34
Those in financial need	28	28
Married couples	24	26
Young adults (ages 18 to 35)	23	27
Inactive Catholics	20	19
Those divorced or separated	18	19
Single adults	18	17

*\*Source: Cumulative average from parishes conducting CARA Parish Life Surveys*

Parish outreach to Hispanics/Latinos(as) receives an “excellent” evaluation from more than four in ten respondents.

- More than a quarter give an “excellent” rating to outreach to those sick or homebound (41 percent), those grieving (34 percent), and those in financial need (28 percent).
- Four in ten say outreach to new parishioners is “excellent.” Outreach to inactive Catholics receives as high an evaluation from two in ten.
- More than two in ten give an “excellent” rating to outreach to senior citizens (29 percent) and young adults (23 percent).
- A quarter report that outreach to married couples is “excellent.” Less than two in ten say the same about outreach to those divorced or separated and to single adults.

## **Comparison to Parishes Nationally**

St. Ann respondents are more likely than those at parishes nationally to rate outreach to the following as “excellent”:

- Teens (47 percent compared to 30 percent)
- Hispanics/Latinos(as) (44 percent compared to 31 percent)
- New parishioners (41 percent compared to 29 percent)

## **Non-response Rate**

Likely due to being unfamiliar with parish outreach to some groups, non-response rates are at least 50 percent for evaluation of outreach to the following groups:

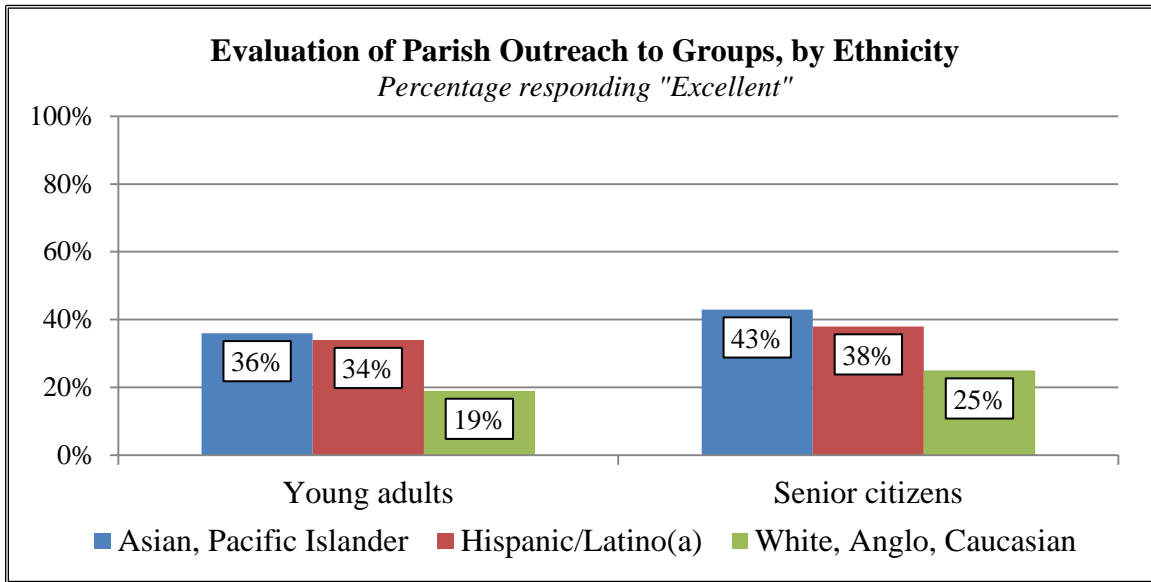
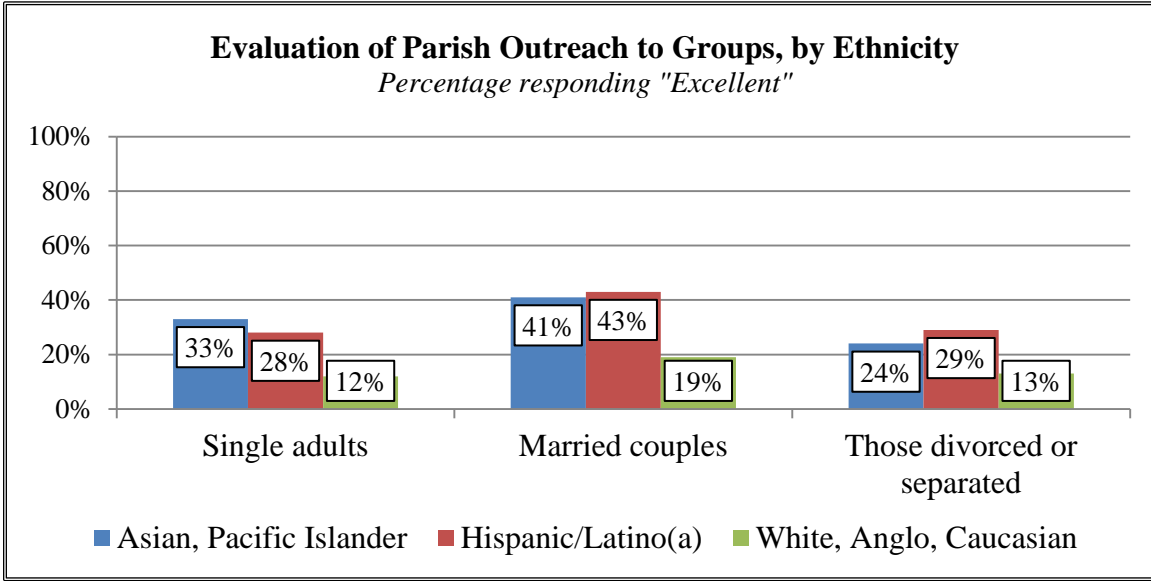
- 67 percent for those divorced or separated
- 64 percent for those in financial need
- 63 percent for single adults
- 63 percent for Hispanics/Latinos(as)
- 61 percent for inactive Catholics
- 59 percent for young adults
- 58 percent for those grieving
- 55 percent for senior citizens
- 54 percent for those sick or homebound

## **Differences by Age**

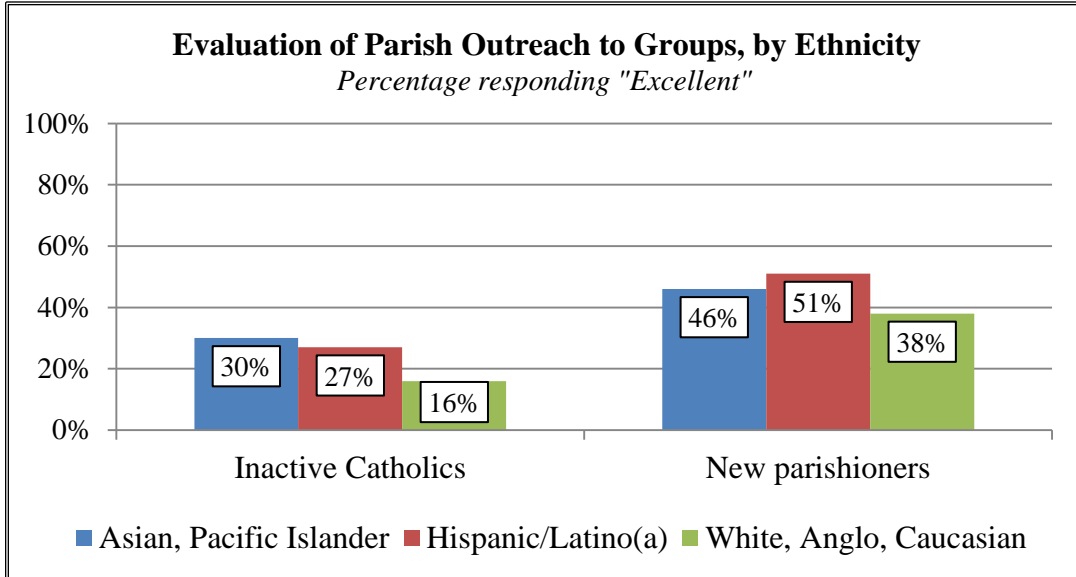
Those ages 18 to 35 (54 respondents) are relatively *less* likely than others to say parish outreach to young adults is “good” or “excellent” (15 percent compared to 25 percent).

## Differences by Ethnicity

Those identifying as white, Anglo or Caucasian are *least* likely to give an “excellent” rating to outreach to single adults, married couples, those divorced or separated, young adults, senior citizens, inactive Catholics, and new parishioners.

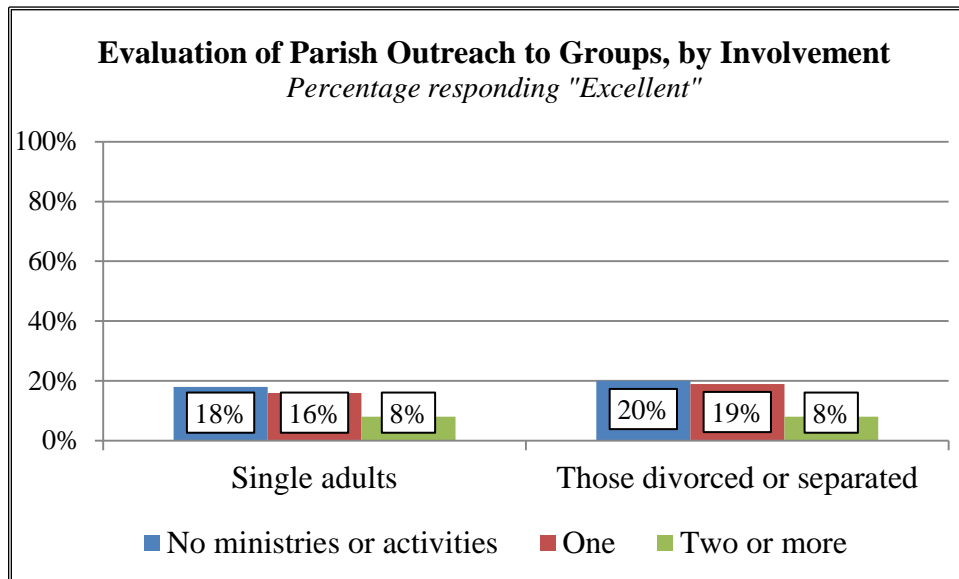






### Differences by Level of Involvement

Those involved with at least two parish ministries or activities are *less* likely than others to say the parish is “excellent” in its outreach to single adults and those divorced or separated.

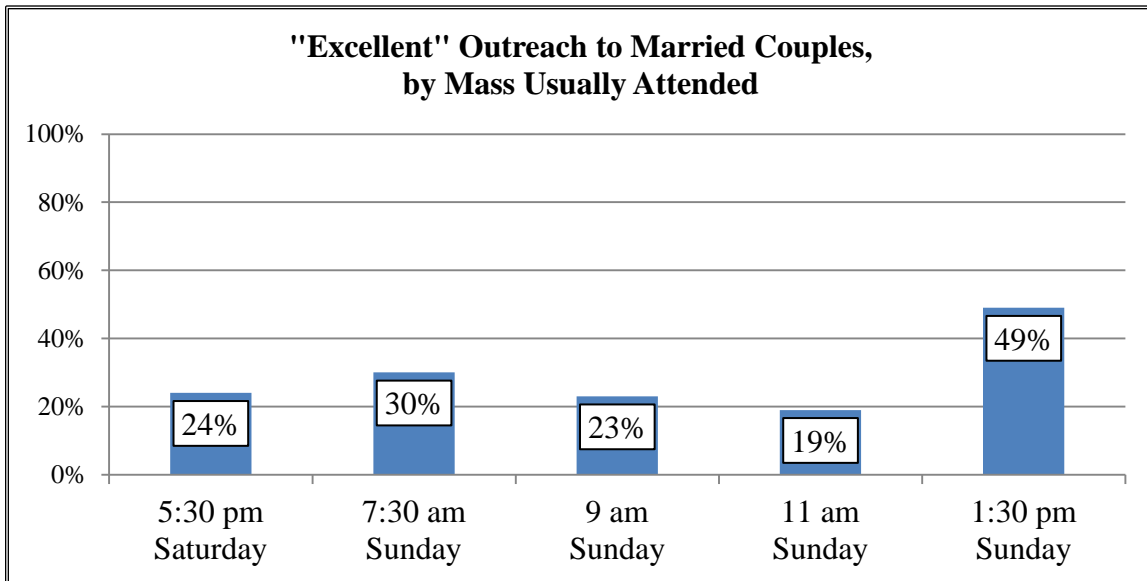


### Differences by Marital Status

Although it does not rise to the level of statistical significance, it is worth noting that 4 percent of those divorced or separated (23 responded to the question) rate parish outreach to those divorced or separated as “excellent,” compared to 18 percent of other respondents.

### Differences by Mass Usually Attended

Those who usually attend the 1:30 p.m. Sunday Mass are most likely to say outreach to married couples is “excellent.”



## Top Priorities for Parish Outreach

Respondents were asked to choose the three groups from the list in the previous section that the parish should give most priority to for outreach. Outreach to teens is listed as a top priority by nearly four in ten respondents. Almost a quarter list children among their top three.

<b>Groups Listed among Top Three Priorities for Outreach</b>	
	<b>Among Top Three Priorities</b>
Teens (ages 13 to 17)	37%
Those sick or homebound	33
Young adults (ages 18 to 35)	30
Those grieving	26
Those in financial need	25
Inactive Catholics	24
Children (ages 4 to 12)	23
New parishioners	20
Those divorced or separated	19
Senior citizens (ages 65 and older)	18
Married couples	16
Single adults	13
Hispanics/Latinos(as)	5

A third list outreach to those sick or homebound among their top three groups for priority. A quarter list those grieving and those in financial need.

- Three in ten list outreach to young adults among their top three. Less than two in ten list senior citizens.
- Outreach to inactive Catholics is listed by about a quarter, with two in ten listing outreach to new parishioners.
- Less than two in ten list outreach to those divorced or separated (19 percent), married couples (16 percent), and single adults (13 percent).
- One in 20 lists outreach to Hispanics/Latinos(as) as one of their top three priorities.

## Differences by Ethnicity

Asian or Pacific Islander respondents are most likely to list these six groups as one of their top three priorities for parish outreach:

- Those sick or homebound (42 percent)
- Inactive Catholics (40 percent)
- Those grieving (33 percent)
- New parishioners (29 percent)
- Senior citizens *tied with* those in financial need (25 percent)

Those identifying as Hispanic/Latino(a) are most likely to list these five groups as one of their top three priorities for parish outreach:

- Teens (34 percent)
- Inactive Catholics (29 percent)
- Those sick or homebound *tied with* new parishioners (27 percent)
- Young adults (26 percent)

White, Anglo, Caucasian respondents are most likely to list these five groups as one of their top three priorities for parish outreach:

- Teens (38 percent)
- Those sick or homebound (34 percent)
- Young adults (31 percent)
- Those grieving *tied with* those in financial need (27 percent)

## Differences by Generation

Members of the Pre-Vatican II Generation are most likely to list these five groups as one of their top three priorities for parish outreach:

- Senior citizens *tied with* those divorced or separated (30 percent)
- Those sick or homebound (29 percent)
- Young adults *tied with* inactive Catholics (26 percent)

Those of the Vatican II Generation are most likely to list these five groups as one of their top three priorities for parish outreach:

- Those sick or homebound (38 percent)
- Young adults *tied with* those grieving (31 percent)
- Teens (30 percent)
- Those in financial need (27 percent)

Members of the Post-Vatican II Generation are most likely to list these five groups as one of their top three priorities for parish outreach:

- Teens (45 percent)
- Children (32 percent)
- Young adults (30 percent)
- Those sick or homebound (30 percent)
- Those in financial need (24 percent)

Those of the Millennial Generation are most likely to list these five groups as one of their top three priorities for parish outreach:

- Teens *tied with* those sick or homebound (39 percent)
- Young adults (30 percent)
- Those in financial need (27 percent)
- Those grieving (26 percent)

## Priority for Parish Needs

Half or more give at least “somewhat” priority to each of the needs listed in the table below.

<i><b>What priority do you give the following for the parish?</b></i>		
<i>Percentage responding “Somewhat” or “Very Much”</i>		
	<b>St. Ann</b>	<b>Parishes Nationally*</b>
Youth Faith Formation programs (K-8)	88%	91%
Invictus Youth Ministry programs (teens)	88	88
Adult Religious Enrichment	82	86
St. Ann Catholic School	79	81
Promoting peace and justice opportunities	78	–
Adult Bible study programs	74	80
Upkeep of facilities such as the Old Convent	67	–
Providing retreat opportunities	64	71
More devotions (rosaries, Adoration)	57	80
Additional space for parking	49	–

*\*Source: Cumulative average from parishes conducting CARA Parish Life Surveys*

Formation-related needs are the top four needs given priority. More than eight in ten give at least “somewhat” priority to each of these formation-related needs: Youth Faith Formation programs (88 percent), Invictus Youth Ministry programs (88 percent), and Adult Religious Enrichment (82 percent). Eight in ten give at least “somewhat” priority to St. Ann Catholic School, with three-quarters giving at least “somewhat” priority to adult Bible study programs.

- Nearly eight in ten give at least “somewhat” priority to promoting peace and justice opportunities.
- Upkeep of facilities such as the Old Convent is given “somewhat” or “very much” priority by two in three respondents. Half give at least “somewhat” priority to additional space for parking.
- Nearly two in three give at least “somewhat” priority to providing retreat opportunities.
- More devotions, such as rosaries and Adoration, are given at least “somewhat” priority by almost six in ten respondents.

### Comparisons to Parishes Nationally

St. Ann respondents are 23 percentage points *less* likely than those at parishes nationally to give “somewhat” or “very much” priority to having more devotions (rosaries, Adoration) (57 percent compared to 80 percent).

## “Very Much” Priority

Formation-related needs for children and youth are most likely to receive high priority from responding parishioners. Between 55 and 61 percent give “very much” priority to Youth Faith Formation programs, Invictus Youth Ministry programs, and St. Ann Catholic School.

<i>What priority do you give the following for the parish?</i>		
<i>Percentage responding “Very Much”</i>		
	<b>St. Ann</b>	<b>Parishes Nationally*</b>
Youth Faith Formation programs (K-8)	61%	70%
Invictus Youth Ministry programs (teens)	59	59
St. Ann Catholic School	55	50
Promoting peace and justice opportunities	43	–
Adult Religious Enrichment	42	46
Upkeep of facilities such as the Old Convent	29	–
Adult Bible study programs	28	34
Providing retreat opportunities	25	31
Additional space for parking	21	–
More devotions (rosaries, Adoration)	20	39

*\*Source: Cumulative average from parishes conducting CARA Parish Life Surveys*

Promoting peace and justice opportunities receives “very much” priority from more than four in ten respondents.

- More than four in ten give “very much” priority to Adult Religious Enrichment, with just under three in ten giving as much priority to adult Bible study programs.
- Upkeep of facilities such as the Old Convent receives “very much” priority from three in ten respondents.
- A quarter place “very much” priority on providing retreat opportunities. Two in ten give as much priority to having more devotions.
- Two in ten say the parish should give “very much” priority to having additional space for parking.

### **Comparisons to Parishes Nationally**

Those at St. Ann Parish are *less* likely than those at parishes nationally to give “very much” priority to having more devotions (20 percent compared to 39 percent).

### **Differences by Children’s Attendance at the Parish School**

Eighty-two percent of those whose children have attended St. Ann Catholic School in the past five years give “very much” priority to St. Ann Catholic School, compared to 46 percent of other respondents.

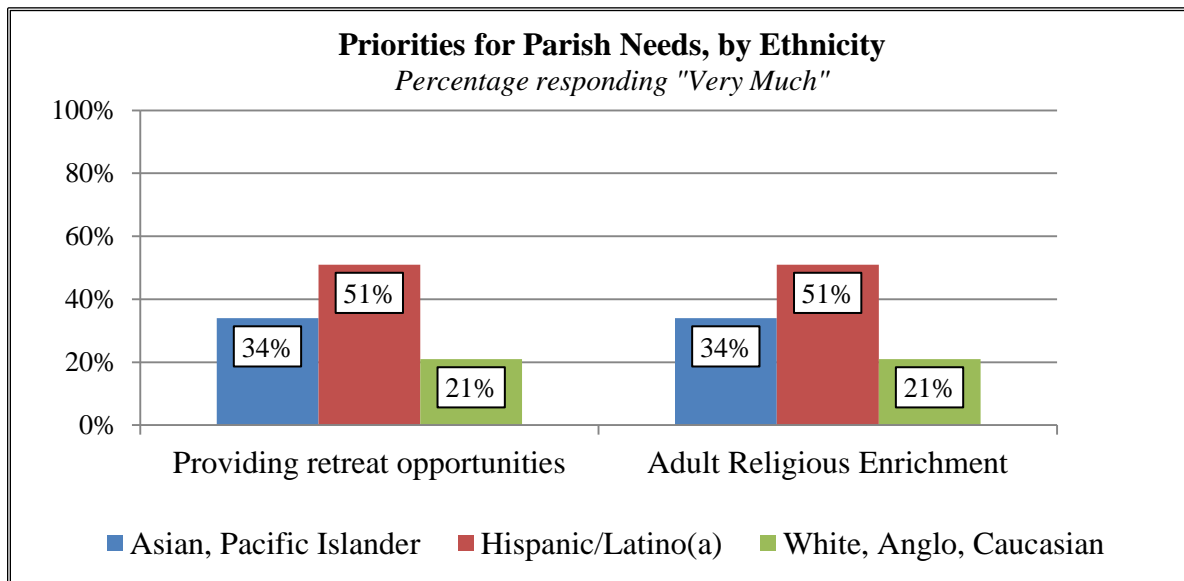
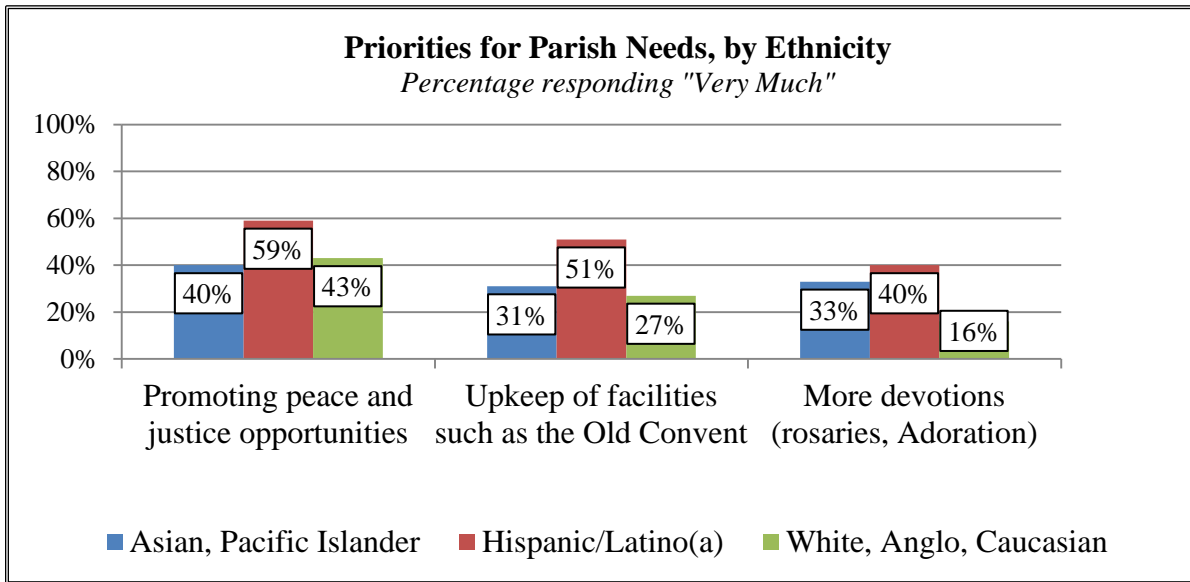
### **Differences by Children’s Participation in Faith Formation**

Some 48 percent of those whose children have attended religious education programs at the parish in the past five years place “very much” priority on Youth Faith Formation programs, compared to 39 percent of other respondents.



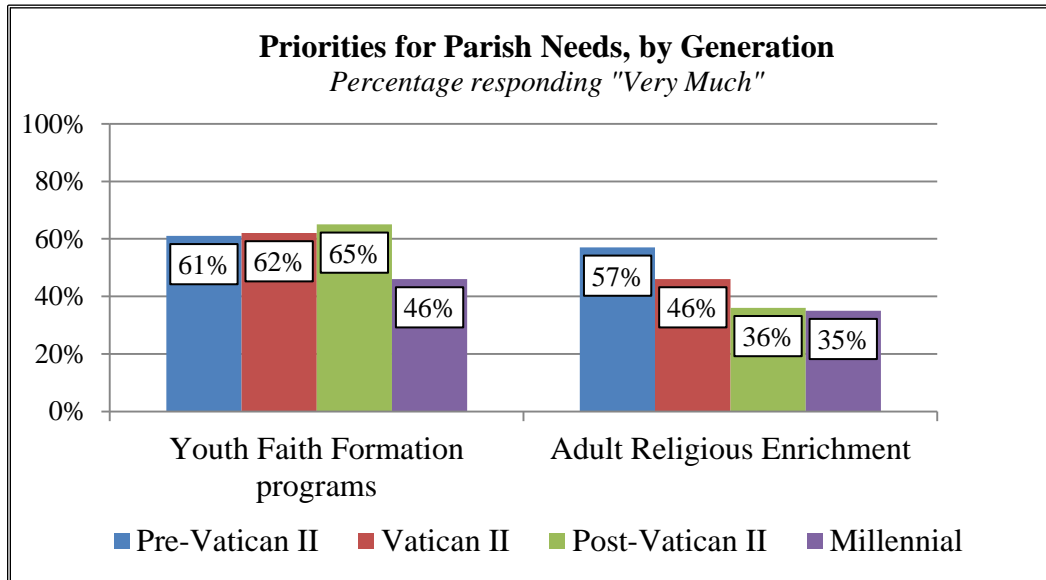
## Differences by Ethnicity

Those identifying as Hispanic/Latino(a) are most likely to place “very much” priority on the following: promoting peace and justice opportunities, upkeep of facilities such as the Old Convent, more devotions, providing retreat opportunities, and adult Bible study programs.



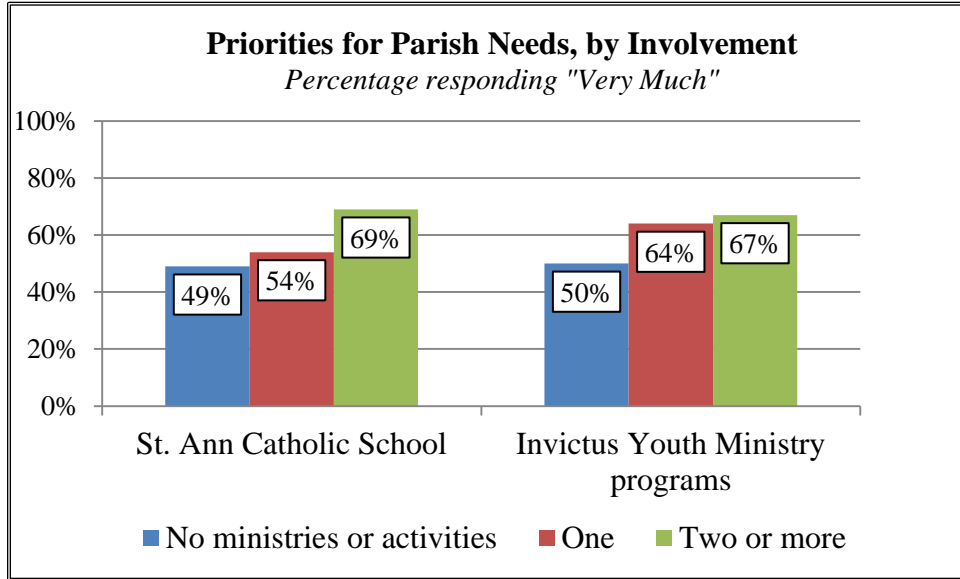
## Differences by Generation

Members of the youngest generation are *least* likely to give “very much” priority to Youth Faith Formation programs. Those of the oldest generation, on the other hand, are most likely to place “very much” priority on Adult Religious Enrichment.



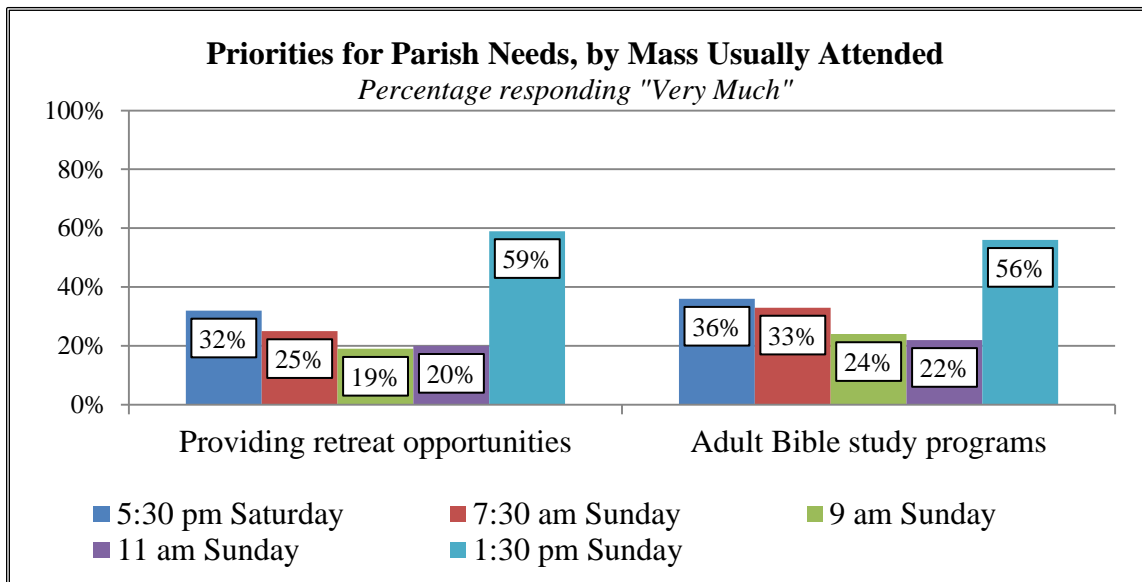
### Differences by Level of Involvement

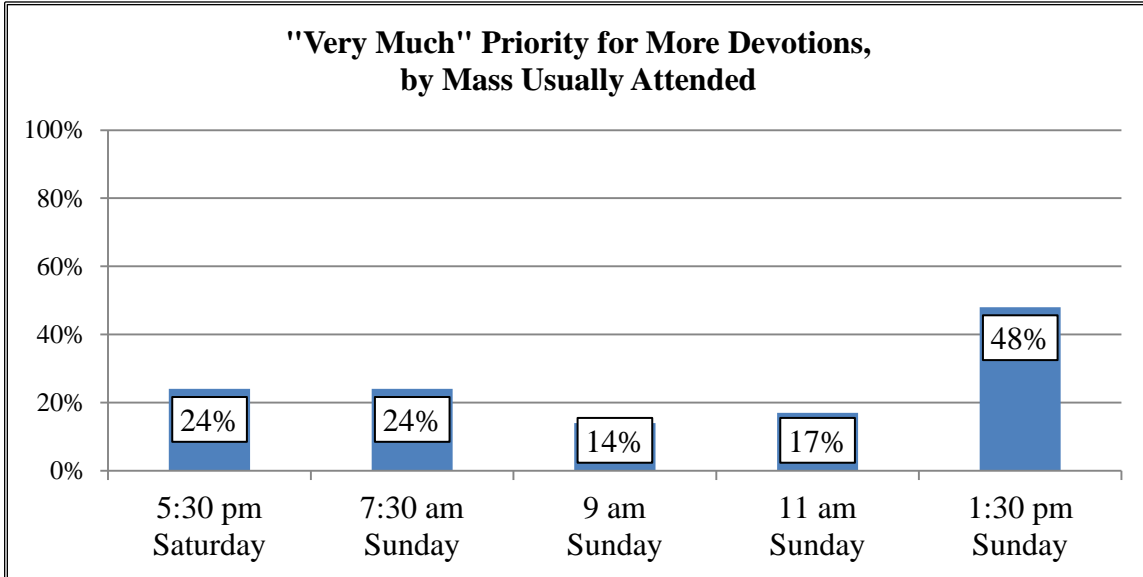
The more involved respondents are with ministries or activities at the parish, the more likely they are to give “very much” priority to St. Ann School and to Invictus Youth Ministry programs.



### Differences by Mass Usually Attended

Those who usually attend the 1:30 p.m. Spanish-language Mass are most likely to give “very much” priority to providing retreat opportunities, adult Bible study programs, and more devotions (rosaries, Adoration).





**Differences by Participation in Adult Faith Formation**

Those who have attended adult faith formation programs in the past five years are more likely than others to give “very much” priority to the following:

- Adult Religious Enrichment (60 percent compared to 38 percent)
- Adult Bible Study programs (43 percent compared to 24 percent)
- Providing retreat opportunities (35 percent compared to 22 percent)

## Top Priorities for Parish Needs

Respondents were asked to choose the three needs from the list in the previous section that the parish should give most priority to. Programs for children and youth are especially likely to be listed. St. Ann Catholic School, Youth Faith Formation programs, and Invictus Youth Ministry programs are listed as a top priority by nearly half of respondents.

<b>Needs Listed among Top Three Priorities</b>	
	<b>Among Top Three Priorities</b>
St. Ann Catholic School	49%
Youth Faith Formation programs (K-8)	49
Invictus Youth Ministry program (teens)	45
Promoting peace and justice opportunities	39
Adult Religious Enrichment	31
Upkeep of facilities such as the Old Convent	18
Adult Bible study programs	16
Providing retreat opportunities	14
Additional space for parking	12
More devotions (rosaries, Adoration)	10

Promoting peace and justice opportunities is listed as one of the top three needs by four in ten respondents.

- Three in ten list Adult Religious Enrichment among their top three priorities. Just under one in six lists adult Bible study programs and providing retreat opportunities.
- Upkeep of facilities such as the Old Convent is listed as a top priority by nearly two in ten respondents.
- About one in ten lists additional space for parking and more devotions as one of their top three priorities.

## **Differences by Ethnicity**

Asian or Pacific Islander respondents are most likely to list these five needs as one of their top three priorities:

- Youth Faith Formation programs (50 percent)
- Promoting peace and justice opportunities (38 percent)
- Adult Religious Enrichment (34 percent)
- Invictus Youth Ministry programs (32 percent)
- St. Ann Catholic School (30 percent)

Those identifying as Hispanic/Latino(a) are most likely to list these five needs as one of their top three priorities:

- Youth Faith Formation programs (49 percent)
- Adult Religious Enrichment (41 percent)
- Promoting peace and justice opportunities (37 percent)
- Invictus Youth Ministry programs (35 percent)
- Providing retreat opportunities (29 percent)

White, Anglo, Caucasian respondents are most likely to list these five needs as one of their top three priorities:

- St. Ann Catholic School (54 percent)
- Youth Faith Formation programs (49 percent)
- Invictus Youth Ministry programs (47 percent)
- Promoting peace and justice opportunities (40 percent)
- Adult Religious Enrichment (29 percent)

## **Differences by Generation**

Members of the Pre-Vatican II Generation are most likely to list these five needs as one of their top three priorities:

- St. Ann Catholic School (49 percent)
- Promoting peace and justice opportunities (45 percent)
- Youth Faith Formation programs (37 percent)
- Adult Religious Enrichment (34 percent)
- Invictus Youth Ministry programs (30 percent)

Those of the Vatican II Generation are most likely to list these five needs as one of their top three priorities:

- St. Ann Catholic School (52 percent)
- Youth Faith Formation programs *tied with* Invictus Youth Ministry programs (42 percent)
- Promoting peace and justice opportunities (41 percent)
- Adult Religious Enrichment (34 percent)

Members of the Post-Vatican II Generation are most likely to list these five needs as one of their top three priorities:

- Youth Faith Formation programs (59 percent)
- Invictus Youth Ministry programs (53 percent)
- St. Ann Catholic School (50 percent)
- Promoting peace and justice opportunities (36 percent)
- Adult Religious Enrichment (28 percent)

Those of the Millennial Generation are most likely to list these five needs as one of their top three priorities:

- St. Ann Catholic School (47 percent)
- Youth Faith Formation programs *tied with* promoting peace and justice opportunities (41 percent)
- Invictus Youth Ministry programs (39 percent)
- Adult Religious Enrichment (30 percent)

## Needed Ministries and Programs

Respondents were asked to write in a response to this question: *On what need or program should St. Ann's most focus on the next three years?* Some 552 wrote in a response to that question. Appendix II presents the complete transcription of all open-ended responses to this question according to Mass time of response.

The most common needs expressed are those relating to social justice (mentioned 160 times), worship related needs (mentioned 86 times) and evangelization and community outreach (mentioned 76 times).

Many comments mentioned more than one topic and some topics do not fit neatly into just one category. However, responses can be grouped into the eight broad categories below, plus an "other" category for miscellaneous topics. A discussion of each category follows with some sample comments (lightly edited for grammar and punctuation).

- Social justice, charity, and social outreach
- Worship-related needs
- Evangelization and a greater involvement
- Formation and outreach to children, teens and youth
- Adult faith formation and spiritual growth
- More focus on St. Ann's Parish School
- Facility-related needs
- Young adult ministry
  
- Other

### **Social Justice, Charity, and Social Outreach**

Social justice and social action include all parish work directed at advancing social concerns in the wider world, nation and local community. It also includes all charity, advocacy, and action on behalf of justice. Close to one-third of those responding said they want more involvement by the parish in helping others. Some examples of these responses are listed below:

*Social justice issues.*

*Aid to poor/disadvantaged.*

*Haiti Mission outreach and adult religious education.*

*Helping a very affluent community understand the needs of those who are poor, both in Arlington and in D.C. region.*



*Homeless shelters and food banks.*

*Involving members in outreach activities. How about a ministries fair? Include youth activities, pairing with overseas parishes, pontifical mission services, food banks for poor, SOME, VOICE, liturgical ministries (choir, lector, LEMs).*

*Opportunities for service activities that we can do as a family.*

*Social outreach in our own neighborhood, as well as extending our charitable exercises globally. The need is great.*

*The church needs to be more prominent in helping local charities and promoting itself to local Catholics frustrated by other parishes.*

*Ayuda a los pobres y ayuda a los parrocos. Porque ellos son la guia de la comunidad. [Help the poor and the priests. Because they are the guides of the community.]*

*1) Social outreach. 2) Increase parish efforts to be green – supporting Pope's climate change goals. –*

*Showing mercy and openness to people who might be afraid of coming to church – divorced or abortion or homeless.*

*Food bank, clothing. Feed and clothe.*

*Homeless in Arlington and abroad.*

*Programs for poor.*

*The poor among us.*

*Assistance for the needy in the DC community.*

*Assistance to the "working poor."*

*Outreach to mentally ill and homeless.*

*Outreach to the poor through food assistance and campaigning for more affordable housing.*

*Involving children and families in social justice programs and opportunities.*

*Positive joyous celebration of family Mass. Don't need the endless social justice lectures.*

*Any "social justice" programs should be non-political.*

## **Worship-related Needs**

One in six mentions worship related needs. The most common needs mentioned relate to the Mass times, the length of the homilies and Mass, and the music. A few mention the need for childcare during Mass. Below is a sample of their responses:

*Mass times and length of homilies and Mass.*

*More programs for young adults with small children. 9:30 or 10 a.m. Mass time preferred to 11 a.m. 7:30 too early for first Mass. Homilies have great messages, but long.*

*Social justice/outreach/giving. Masses should not be longer than 1 hour. We lose so many people after Communion because we have to spend 10 minutes welcoming everyone before final blessing. I like welcoming people, so maybe we cut some singing through the Mass to allow extra time at end. One verse of a song instead of four, etc.*

*Young adults with small kids meet and greet, form community; website hard to navigate for info. Homilies: message beautiful but often very long-winded. Also, I find the Mass times challenging. 7:30 too early. Think 8:00 and 9:30 would be nice.*

*Fr. Mel's homilies too long.*

*Note: Please have more than one cross on Good Friday. There is no reason Mass should last one hour and 40 minutes.*

*Shorten the Mass.*

*Stop the birthday/anniversary recognition at end of Mass. Few raise their hands. It extends Mass by 10 minutes and doesn't help traffic problem.*

*Change Mass back to 9:30 start time.*

*Daycare during the 9 am Mass with a 2 & 5 year old, we just try to make it through Mass. We have little time to listen to Scripture. The 11 am Mass with childcare is too late for us due to naps.*

*Please coordinate times of Sunday faith formation class with Mass times. Too hard to juggle both on Sunday when times are difficult. Please end Mass on time. Music is good, but too much, causes Mass to run too long.*

*Would like a Sunday night Mass.*

1) We should bring more people. 2) Unify young adults (Spanish Mass). 3) More upbeat music. 4) Change the Spanish Mass to earlier.

*Keeping the Masses to one hour – focus on offering them Communion. Also, too much singing at the 9 am Mass, only do 2 verses.*

*Focusing more on the Eucharist as the heart of Sunday Mass and using hymns that are familiar to the congregation so that they are able to join in. New hymnals – why? Reworked hymns with different music. Good Friday – veneration of the Cross, unfamiliar hymns, long time for this section of the Mass.*

*Would like quiet (music-free) Mass on weekends at 9 (later too) – better for thoughtful meditation and focus.*

*It should focus on the 5:30 vigil Mass. It used to be a low-key reverential Mass finished before 6:30 p.m., well suited to the older parishioners and families with small children who are its mainstay. It is now an extravaganza, which usually goes on until 6:45 p.m. Too much singing and little time for prayer and reflection. Exit time now occurs immediately after Communion. I could not concentrate on this questionnaire because the vocalist never stopped singing. It is no wonder the bulk of the congregation comes late and leaves early.*

1) Helping the homeless in Arlington County. 2) Mass is too long, too many verses during songs.

*Focusing on Mass – it's too long. Does not encourage families to want to come. Music is too long, too many verses. Cut down on \$ collections.*

*Less "performance" by the choir and more inviting people to sing. Large print hymnals.*

*Music should not be so loud.*

*Children's program on Sunday morning. Based on my experience volunteering in the nursery as the 11 am Mass, there is clearly a desire for parents to sit quietly at Mass without their children. I think there is a big need to be filled for more and better childcare/Sunday school. Currently, there is only a nursery at the 11 am Mass and it is multiple ages combined. I think it would be even better to have maybe another class or two of age groups that have more structured lesson/curriculum to teach the kids more about the Word of God. I believe it is a huge service for a church to provide childcare/Sunday school for kids so that parents can sit quietly and focus on their worship Sunday mornings. I heard a quote from Franklin Graham about how our primary reason for going to church should be to worship God, not just to hear a sermon or take communion. On days when the nursery is not open, all I do during Mass is control my kids. I don't take away anything from the service nor am I able to worship because I'm so focused on keeping my kids quiet. It is a big frustration for me and I'm*

*guessing for other parents as well.*

*Quizas no es una necesidad muy imporante pero ayudaria mucho oi tambien se. Podria contor con ayuda o quidad infantil durante la misa en espanol. Y especialmente cuando hay retiros para que los padres participan mas. [Maybe it's not very important, but it could help a lot: There could be babysitting or infant care during the Spanish Mass. And especially when there are withdrawals, for the parents can participate more.]*

*Me gustaria que hubiera guarderia para cuidados de ninos. [I wish there would be a babysitter to take care of the kids.]*

*Switch RE time so that it doesn't overlap with 9 am Mass. Also, didn't know that nursery care during Mass existed.*

## **Evangelization and Greater Involvement**

One in seven parishioners said evangelization or reaching out to inactive Catholics and involvement socially, offering parishioners a sense of belonging and a desire to come together are what should be focused on most over the next three years. Following are some of their responses:

*Bringing back inactive Catholics and increasing the involvement of those currently at the parish.*

*Evangelization.*

*Finding ways to make new parishioners feel welcomed and understanding all the opportunities to become involved in the community. Also, parish office staff is so helpful.*

*Focus on inactive Catholics. Trying to identify/discover why they are inactive. Then provide steps to increase their activity. Nurturing them along their life's paths. Have day trips/events to create non-threatening dialogue/friendship, welcoming them.*

*Continuing to form a feeling of fellowship and family in the parish (everyone plays and can play a part in St. Ann's)!*

*Developing more parish community programs.*

*Get parishioners to know each other.*

*In the spirit of Pope Francis, let LGBT people feel a more welcoming presence here.*

*Increasing the interaction between the Spanish and English speaking communities.*

*Being together, Hispanic and English speaking communities. We seem to have two churches, not one.*

*Lapsed Catholics.*

## **Formation and Outreach to Children, Teens and Youth**

One is seven parishioners said that formation for children, teens and youth should be the focus over the next three years. Following are some of their responses:

*Developing the teen and youth program.*

*Helping youth understand and live their faith.*

*Invictus – keep teens active in church. Concerning adult religious education classes at parish, I didn't know we had them.*

*Religious education at all levels – children's curriculum (currently too repetitious grade to grade), adult Bible study, teens' spiritual development, family study.*

*Youth faith and youth programs.*

*Ministry to teens and children to grow and preserve future of church.*

*Social and youth ministries.*

*Youth – providing opportunities for service and teaching what the Church believes about important issues. Retreats? Are getting anti-Christian messages everywhere else.*

*Focus on making faith formation more interactive for kids. St. Charles (where we transferred from) has a more hands on program (less reading from book and filling out worksheets – more crafts, drama, etc. incorporated into lessons). Particularly important for the Wednesday sessions where kids have already been sitting all day in school. The series of books at St. Charles were also more "kid friendly."*

*Improving children's liturgy to make church interesting to them.*

*Formacion de fé para niños. Un programa mejor estructurado como el programa de Ingles. Cambio de hora de la formacion de fé en español. Seria mejor hace lo en dia de semana, como el de Ingles. [Diferente horario en la mañana para misa de español (en Ingles)]. [Faith Formation for children. A better structured program as the English program is. Change time of the faith formation in Spanish. It would be better to do the*

*day of the week, such as the English ones. [Different time in the morning for Spanish Mass (in English )]] .*

## **Adult Faith Formation and Spiritual Growth**

Just over one in ten parishioners would like to participate in more faith formation programs. Formation in the parish includes all aspects of parish life involving explaining informing and forming parishioners of all ages in Scripture, and Church teaching. Parishioners yearn to strengthen their faith and wish for St. Ann to focus on this aspect of the church. Following are some examples:

*Spiritual growth of parishioners and education.*

*Religious education, it's awful right now. The leadership is harsh, cold and not welcoming.*

*Religious education for adults to strengthen sense of community.*

*Identify the most effective and charismatic and joyous parishioners who seem to live the Gospel in their daily lives and interview and learn their stories, their motivations and their explanation in their own words. What are the keys to trusting God and their fellow parishioners and neighbors and distill those "stories" and lessons in how to model Jesus in quiet but determined commitment to love/charity/mercy/justice and living faith. And then ask for their ideas on how to convey that joy in their actions and behavior to others who may be more fearful or more difficult to convince that more boldly "living one's faith" in daily interaction with others might actually lift one's fears and phobias about reaching out and being more open hearted and vulnerable to others might be the paths to a better spiritual life.*

*I would strongly urge the parish to begin a social/spiritual program for ages 30-55 single Catholics (could be 25-55).*

*I think that having religious scholars participate in religious education would be very good.*

*Family bonding, going to Masses. Parents and children stay together, pray rosary, Adoration.*

*Adult Bible study. Single and married life groups.*

*Maintaining support of faith formation classes. We attract people from all over due to the quality.*

*Faith building to meet current world environment.*

*Doing a great job St. Ann! Continue working on spirituality.*

*Building faith through prayer and study. Extra note: current pastor is energizing parish – great job!*

*More opportunities for devotional practices (Adoration, Eucharistic procession) and catechesis for families. This strengthens and builds faith, individual Catholic witness, evangelization and community, which will increase involvement and commitment to social justice issues and peace.*

*Bible study for adults.*

### **More Focus on St. Ann School**

One in ten parishioners stated that the focus for the parish over the next three years should be St. Ann Catholic School. Prominent among comments are tuition, quality of teaching and school facilities. Below is a sampling of these comments.

*Hacer St. Ann school accesible a todos. El precio lo hace limitado a los ricos. Ofrece misa en espanol for las mananas. Porque solo prioridad y acomodo a la misa en ingles [illegible] por la manana? [Make the school of St. Ann accessible to everyone. The price makes it limited to the rich. Offer Mass in Spanish in the mornings. Because the Mass in English is the only priority in the morning?]*

*Tuition for schooling, especially for lesser families.*

*St. Ann's School and maintaining Blue Ribbon status.*

*School facilities upgrade (not competitive with peer schools). Moving 9 am Mass to 9:30 or 11 am Mass to 10:30.*

*Quality teachers at St. Ann School.*

*New leadership for the school. Need a principal who recognizes poor teachers.*

*Expand the school – Catholic education is foundation of the future Church.*

*The school. Teacher salaries are not competitive with Arlington Diocese schools. We need to attract the best and brightest teachers to be competitive. Families will leave, and soon, without improvement to faculty and reduction in turnover.*

*Improving the physical facilities of the school, including the gym, classrooms, etc.*

## **Facility-related Needs**

Just over one in 20 parishioners said the focus should be on the parish facilities and the need to update them. The comments were wide ranging. Following are a few samples:

*More art in the church.*

*Columbarium was mentioned. Would support.*

*Security of church and school buildings.*

*Restoration of the rectory's roof, garage door, interior painting, rug replacement.*

*Stained glass windows in the church.*

*Improved mechanical and lighting systems to be more sustainable.*

*Old convent – can it be used? Maybe the Diocese can remodel for retired priests.*

## **Young Adult Ministry**

Almost one in 20 parishioners suggest that the focus for St. Ann's Parish should be young adult ministry. Some examples of these responses appear below:

*Groups such as Bible study and young adult outreach.*

*Outreach to young adults and opportunities for them to volunteer with parish and in local community.*

*18-22 away at college: keep in contact. Community: soup suppers, potlucks, small faith groups. Teens and youth ministry programs are cliquey.*

*Day trips/pilgrimages to local sites. But need to actively encourage all adults so it doesn't come across as just for older adults. Remember singles, 30s and 40s who are stuck in the middle and tend to be most likely to be left out.*

*Evangelization to young adults!! Theology on Tap gatherings out at a bar – young adult social groups involving activities and social outreach. Get out of the building!! Find my kids who don't come to church anymore.*



## Other

Just over one in ten comment on needs or programs that do not easily fit into any of the categories above. Some of the comments are compliments rather than a listing of needs. Below is a sampling of these comments:

*Integration of technology (mobile, social media) in current/prospective parishioner outreach and communication.*

*Keep doing what you're doing, it's great.*

*Leaders on committees/ministries should serve time-limited appointments. All leadership roles should rotate.*

*Uniting families of children with special needs. I feel like we are the only family in the parish with a child with Downs Syndrome. Is it possible?*

*Selection of gift presenters at Mass. Should include single people, not just families.*

*Need an email option to communicate with the parish office.*

*Kudos to our parish priest and community. You have been doing a great job. Please keep it up. Thanks.*

*How about teaching English instead of perpetuating "native" languages?*

*Environmental initiatives. (Please let us have Fr. Mel and Pascal as long as possible. They are a gift to us.)*

## Priorities for Social Justice Efforts

Respondents were asked to choose one top priority for parish contributions to social justice efforts. St. Ann respondents are particularly likely to say their top priorities are charities such as homeless shelters and food banks (49 percent) and empowerment of the poor such as job programs (28 percent). Together, these make up the top priority for more than three in four respondents (77 percent).

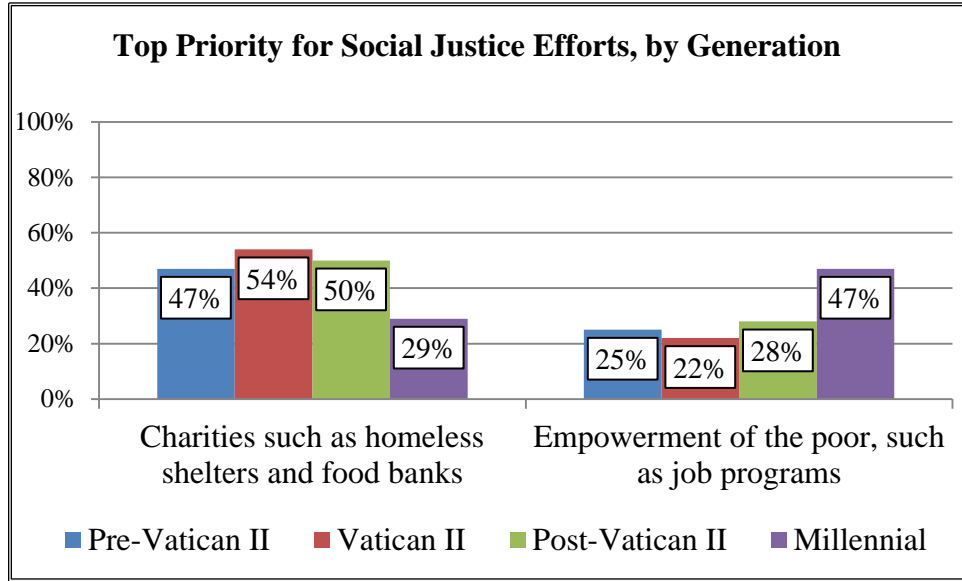
*Which of the following is your top priority for parish contributions to social justice efforts?  
Respondents were instructed to choose only one*

Charities such as homeless shelters and food banks	49%
Empowerment of the poor, such as job programs	28
Participating in a program where the parish adopts an overseas parish, like Haiti Mission Outreach	9
Addressing global issues through organizations like Catholic Relief Services	8
Groups that advocate for the poor such as those lobbying for change or providing legal assistance	6

Between 6 to 9 percent list these as their top priority for parish contributions to social justice efforts: participating in a program where the parish adopts an overseas parish, like Haiti Mission Outreach (9 percent), addressing global issues through organizations like Catholic Relief Services (8 percent), and groups that advocate for the poor such as those lobbying for change or providing legal assistance (6 percent).

## Differences by Generation

A plurality of members of the oldest three generations cite charities such as homeless shelters and food banks as their top priority for social justice efforts, with those of the youngest generation especially likely to indicate that empowerment of the poor such as job programs as their top priority.



## Attraction to the Parish

Those attending Mass at the parish report being especially attracted to the parish by its open, welcoming spirit. More than nine in ten say that spirit attracts them “somewhat” or “very much.”

<i><b>How much do the following attract you to the parish?</b></i>		
<i>Percentage responding “Somewhat” or “Very Much”</i>		
	<b>St. Ann</b>	<b>Parishes Nationally*</b>
Its open, welcoming spirit	95%	86%
The programs and activities of the parish	83	80
Its opportunities for spiritual growth	81	81
Its religious education of children and youth	78	74
Its commitment to social justice	72	71
Its programs in your native language	65	74
St. Ann Catholic School	61	–

*\*Source: Cumulative average from parishes conducting CARA Parish Life Surveys*

About eight in ten say the following attract them to the parish at least “somewhat”: the programs and activities of the parish, its opportunities for spiritual growth, and its religious education of children and youth.

- The parish’s commitment to social justice attracts more than seven in ten at least “somewhat.”
- Nearly two in three are attracted at least “somewhat” by its programs in their native language.
- St. Ann Catholic School attracts six in ten to the parish at least “somewhat.”

### Comparison to Parishes Nationally

St. Ann respondents are similar to those at parishes nationally in how much they say they are “somewhat” or “very much” attracted to the parish by the elements listed in the table above.

## Elements That Attract “Very Much”

More than seven in ten respondents report being attracted to the parish “very much” by its open, welcoming spirit.

<i>How much do the following attract you to the parish?</i> <i>Percentage responding “Very Much”</i>		
	<b>St. Ann</b>	<b>Parishes Nationally*</b>
Its open, welcoming spirit	72%	57%
Its religious education of children and youth	41	40
St. Ann Catholic School	38	–
Its programs in your native language	38	45
Its opportunities for spiritual growth	36	42
The programs and activities of the parish	35	39
Its commitment to social justice	33	32

*\*Source: Cumulative average from parishes conducting CARA Parish Life Surveys*

About four in ten say they are attracted to the parish “very much” by its religious education of children and youth and by St. Ann Catholic School.

- The programs and activities of the parish and its programs in parishioners’ native languages attract almost four in ten to the parish “very much.”
- Slightly more than a third report being “very much” attracted to the parish by its opportunities for spiritual growth.
- The parish’s commitment to social justice attracts a third of respondents “very much.”

## Comparison to Parishes Nationally

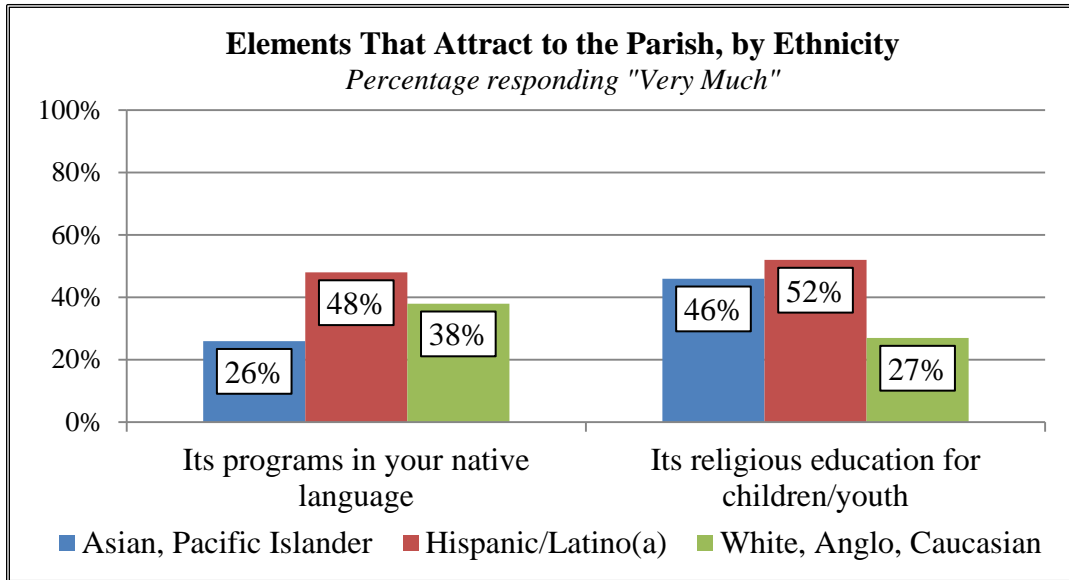
St. Ann respondents are 15 percentage points more likely than those at parishes nationally to say the parish’s open, welcoming spirit attracts them to the parish “very much” (72 percent compared to 57 percent).

## Differences by Child’s Attendance at the Parish School

Three-quarters (75 percent) of those whose children have attended the parish school in the past five years say St. Ann Catholic School “very much” attracts them to the parish, compared to 25 percent of other respondents.

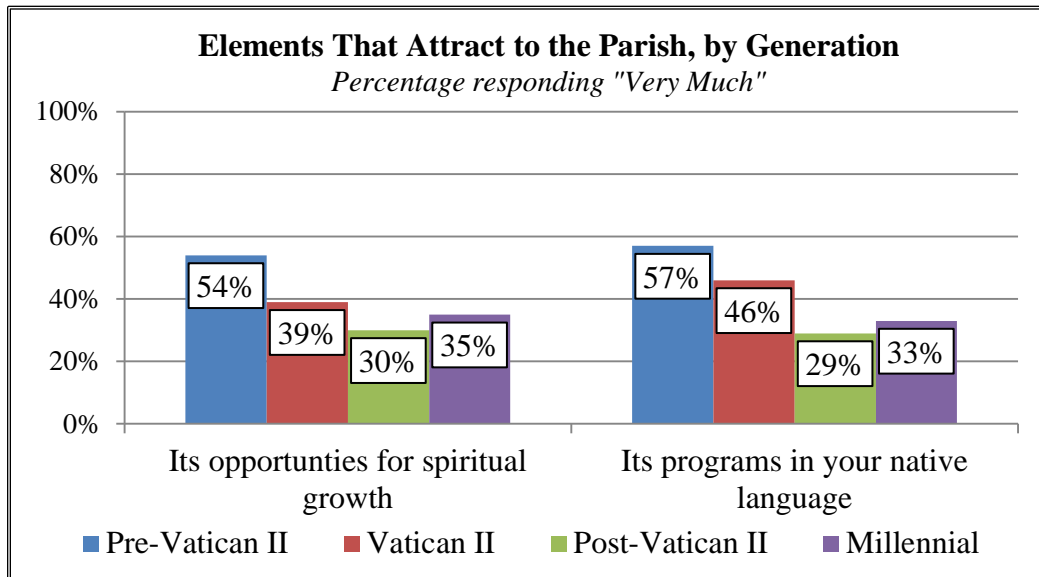
## Differences by Ethnicity

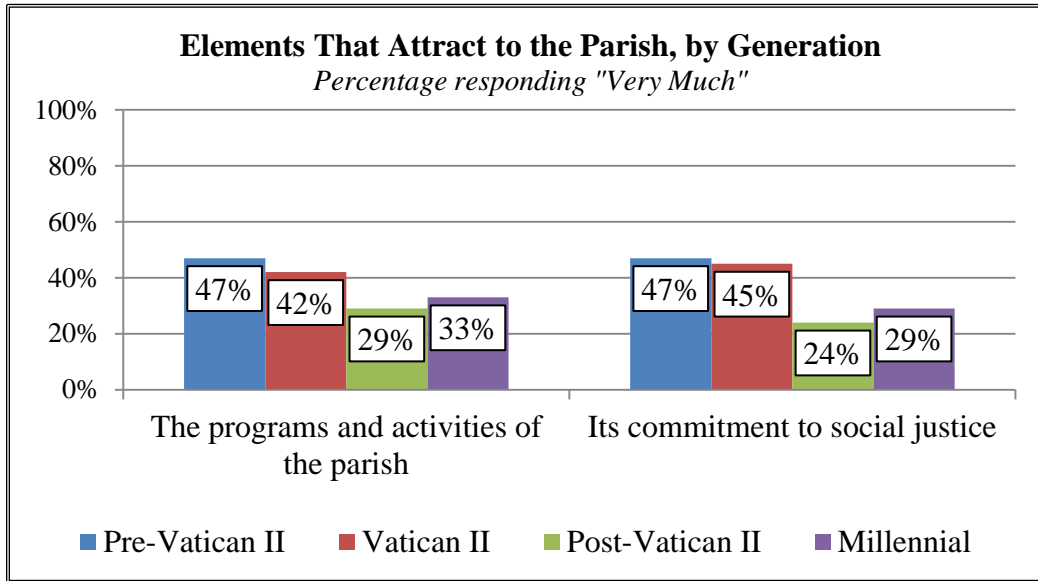
Those identifying as Hispanic/Latino(a) are most likely to report that the parish's programs in their native language "very much" attracts them to the parish. In addition, those identifying as Hispanic/Latino(a) and as Asian or Pacific Islander are relatively more likely to say they are attracted "very much" to the parish by its religious education for children/youth.



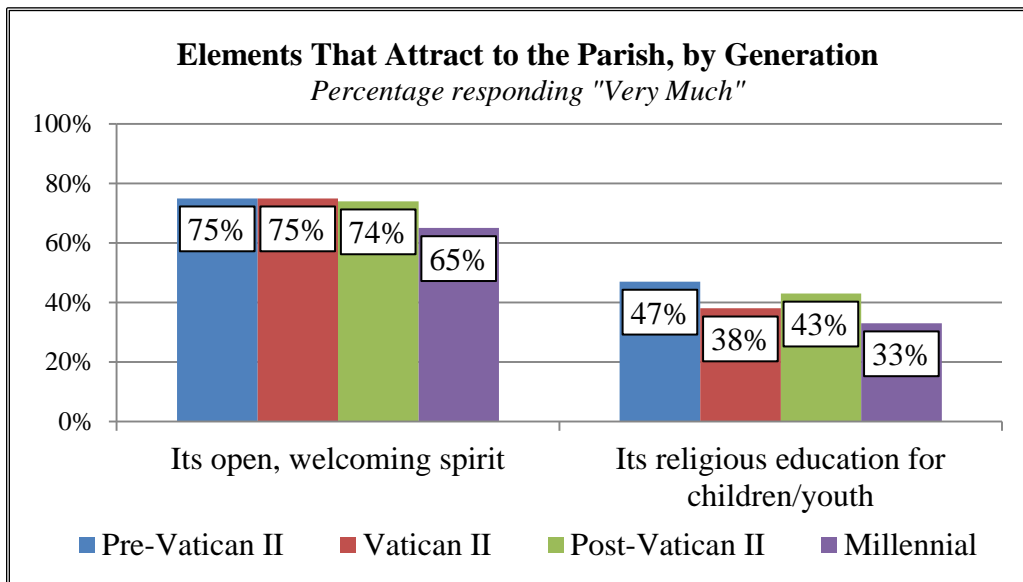
## Differences by Generation

Members of the oldest two generations are especially likely to indicate that the parish's opportunities for spiritual growth, its programs in their native language, the programs and activities of the parish, and its commitment to social justice attract them "very much."



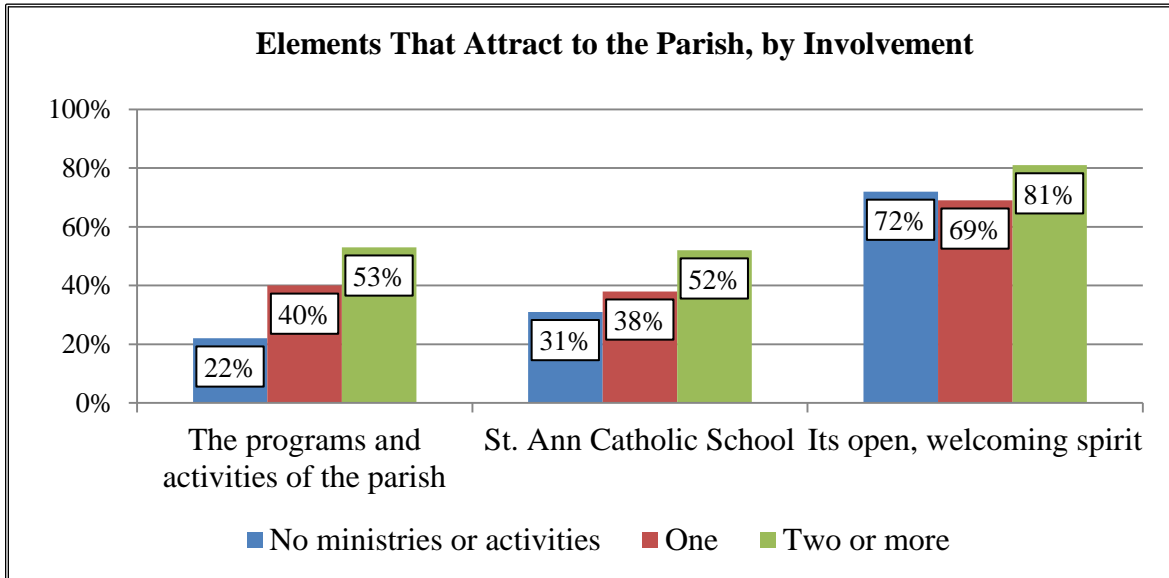


Those of the youngest generation are *least* likely to say the parish’s open, welcoming spirit and its religious education for children/youth attract them to the parish “very much.”



## Differences by Level of Involvement

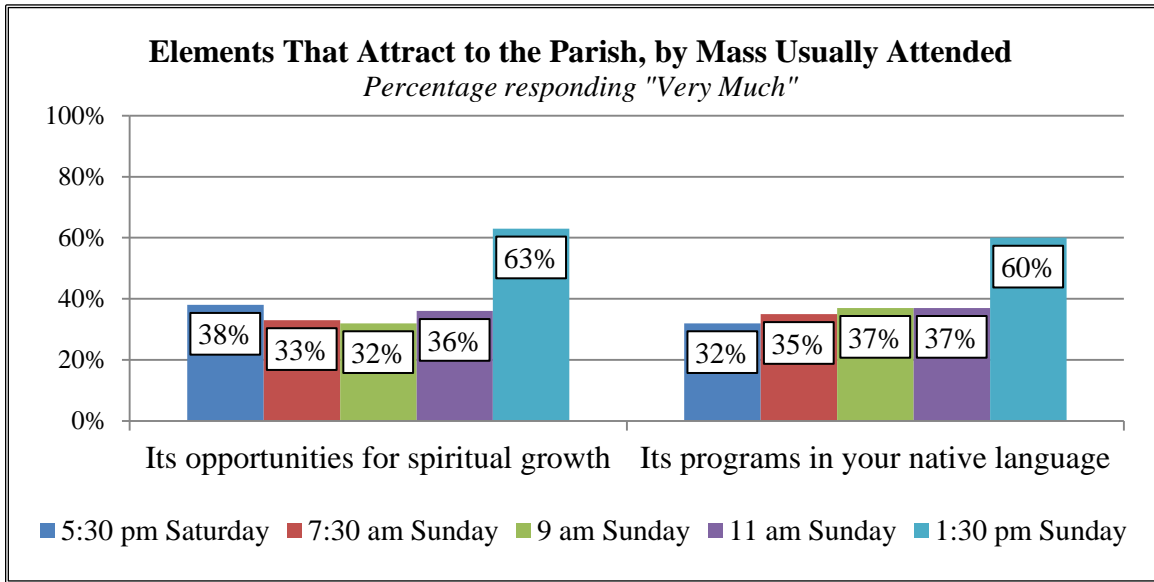
The more involved respondents are with parish ministries or activities, the more likely they are to say the parish's programs and activities and St. Ann Catholic School "very much" attract them. In addition, those involved with at least two ministries or activities at the parish are more likely than others to say that the parish's open, welcoming spirit "very much" attracts them.





### Differences by Mass Usually Attended

Those usually attending the 1:30 p.m. Sunday Spanish-language Mass are most likely to say the parish’s opportunities for spiritual growth and its programs in their native language “very much” attract them to the parish.



### Differences by Participation in Religious Education Classes

Some 48 percent of those whose child or children have attended religious education classes at the parish in the past five years report that the parish’s religious education children attracts them to the parish “very much,” compared to 34 percent of other respondents.

## Likelihood of Future Behaviors

About three in four respondents say they are at least “somewhat” likely to attend a parish activity besides Mass or spend time learning more about their faith. Just over a third say they are as likely to participate in a small faith sharing group.

	<b>St. Ann</b>	<b>Parishes Nationally*</b>
Attend a parish activity besides Mass	78%	–
Spend time learning more about your faith	74	75%
Volunteer for a parish ministry	61	57
Invite someone to a parish service	53	71
Participate in a small faith-sharing group	36	42

*\*Source: Cumulative average from parishes conducting CARA Parish Life Surveys*

- Six in ten report being “somewhat” or “very” likely to volunteer for a parish ministry.
- Slightly more than half say they are at least “somewhat” likely to invite someone to a parish service.

### Comparison to Parishes Nationally

St. Ann respondents are 18 percentage points *less* likely than those at parishes nationally to report being “somewhat” or “very” likely to invite someone to a parish service (53 percent compared to 71 percent).

## Strong Likelihood of Future Behaviors

Half of respondents say they are “very” likely to attend a parish activity besides Mass. Nearly four in ten report being “very” likely to spend time learning more about their faith and one in seven is as likely to participate in a small faith-sharing group.

<i>How likely are you to do the following in the next year?</i>		
<i>Percentage responding “Very”</i>		
	<b>St. Ann</b>	<b>Parishes Nationally*</b>
Attend a parish activity besides Mass	49%	–
Volunteer for a parish ministry	39	34%
Spend time learning more about your faith	38	34
Invite someone to attend a parish service	24	37
Participate in a small faith-sharing group	15	19

*\*Source: Cumulative average from parishes conducting CARA Parish Life Surveys*

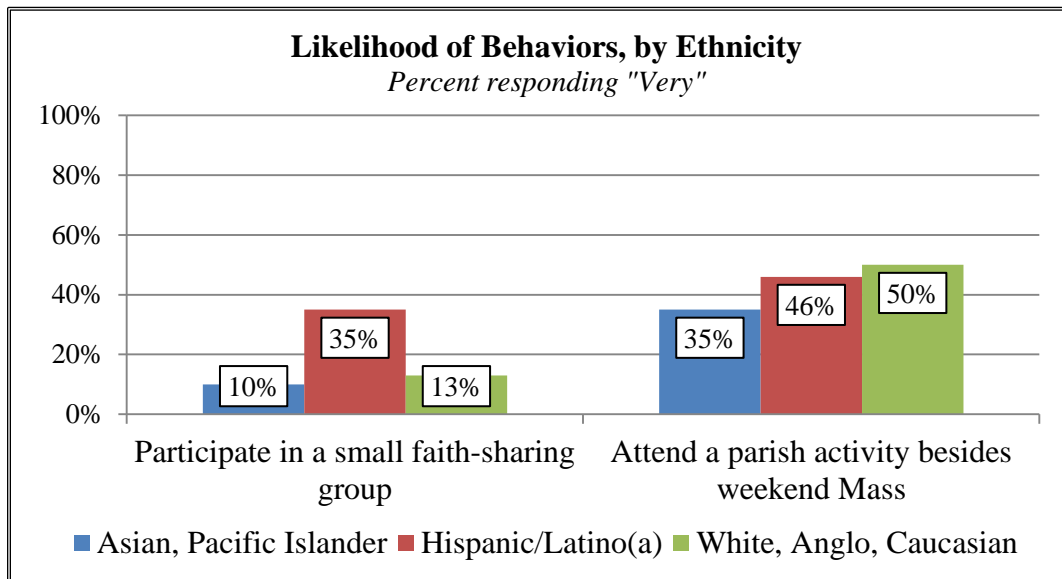
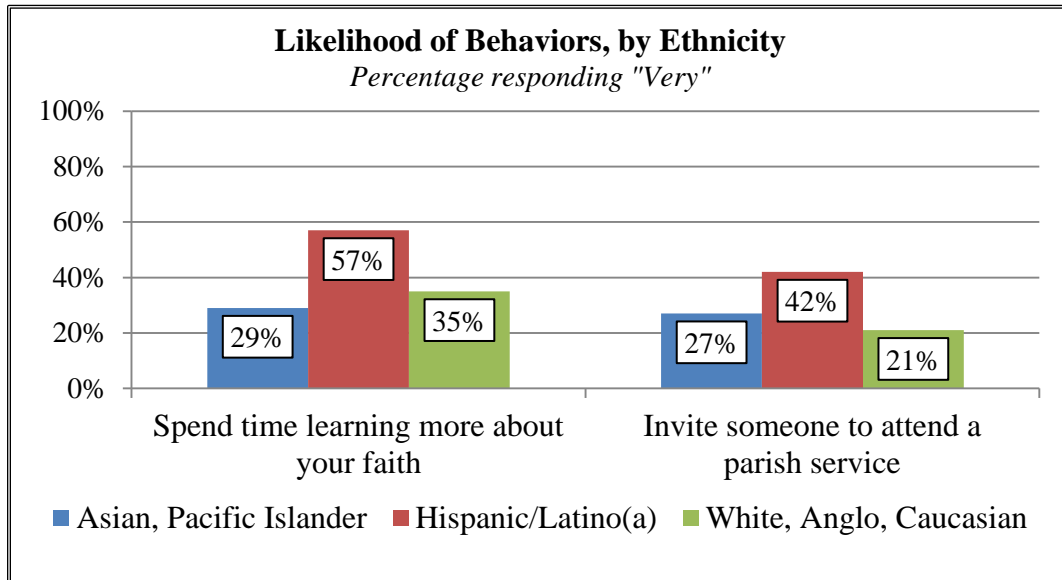
- Four in ten report being “very” likely to volunteer for a parish ministry.
- A quarter say they are “very” likely to invite someone to a parish service.

## Comparison to Parishes Nationally

Those at St. Ann Parish are 13 percentage points *less* likely than those at parishes nationally to report being “very” likely to invite someone to a parish service (24 percent compared to 37 percent).

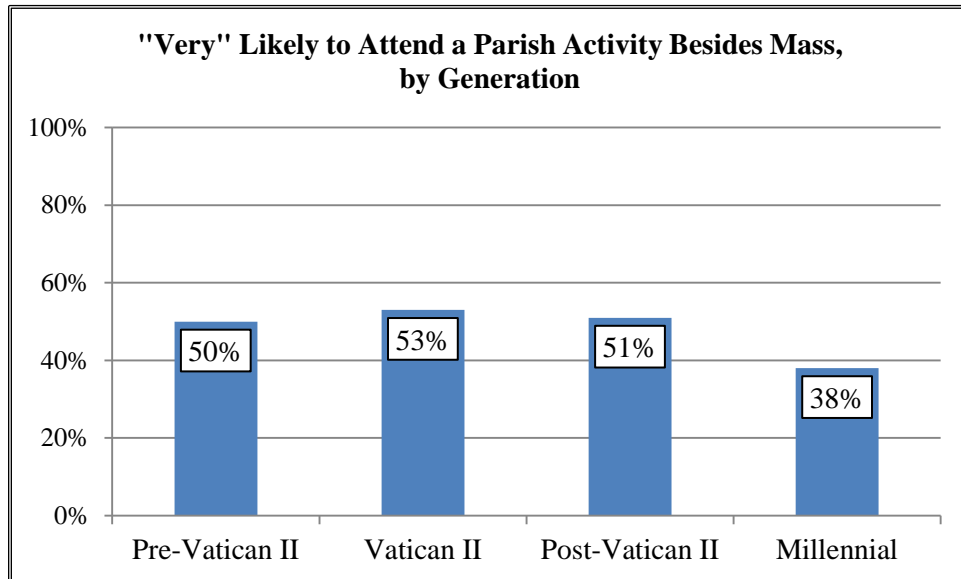
## Differences by Ethnicity

Those identifying as Hispanic/Latino(a) are more likely than others to report being “very” likely to spend time learning more about their faith, invite someone to attend a parish service, and participate in a small faith-sharing group. In addition, those identifying as white, Anglo or Caucasian and as Hispanic/Latino(a) are relatively more likely to report being “very” likely to attend a parish activity besides Mass.



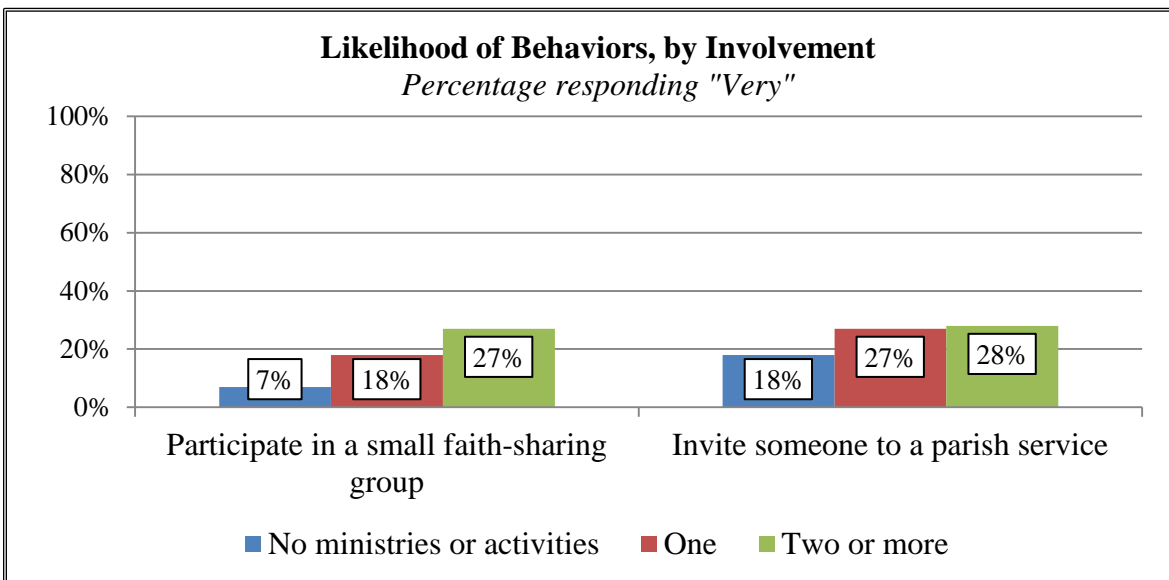
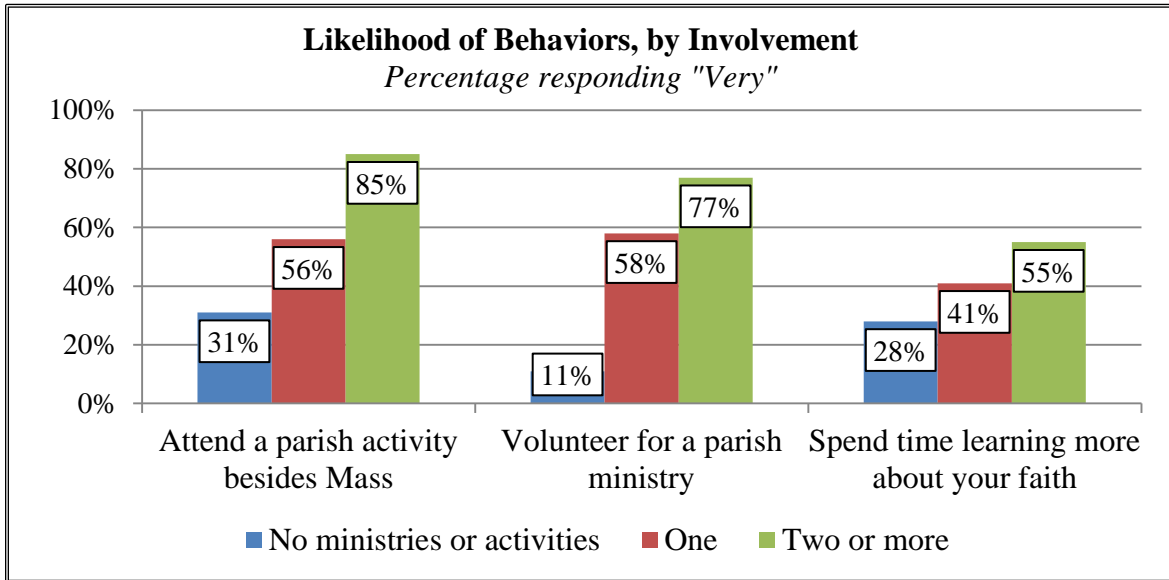
## Differences by Generation

Members of the Millennial Generation are *least* likely to report being “very” likely to attend a parish activity besides Mass.



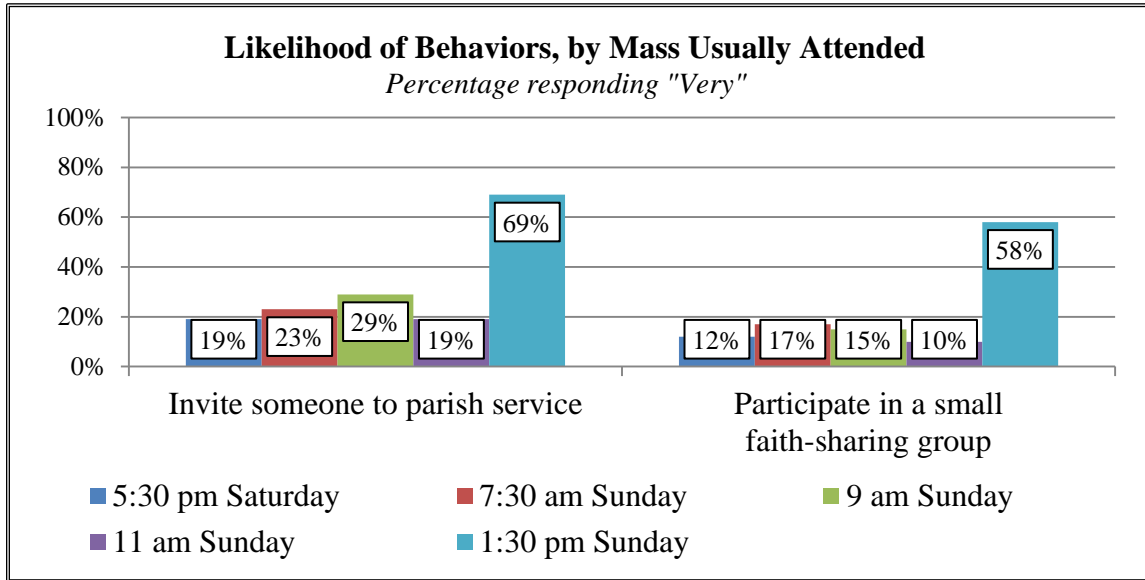
## Differences by Level of Involvement

The more involved respondents are with parish ministries or activities, the more likely they are to attend a parish activity besides Mass, volunteer for a parish ministry, spend time learning more about their faith, and participate in a small faith-sharing group. In addition, those involved with at least one ministry or activity at the parish are more likely than others to report being “very” likely to invite someone to a parish service.



### Differences by Mass Usually Attended

Those who usually attend the 1:30 p.m. Sunday Spanish-language Mass are most likely to report being “very” likely to invite someone to a parish service and to participate in a small faith-sharing group.



### Differences by Participation in Religious Education Classes

Some 68 percent of those who have attended adult religious education classes at the parish in the past five years say they are “very” likely to spend time learning more about their faith, compared to 31 percent of other respondents.

## Attitudes about Parish Life

More than nine in ten “somewhat” or “strongly” agree that having people of different cultural backgrounds enriches the parish.

<i>Please respond to the following about parish life</i>		
<i>Percentage responding “Somewhat” or “Strongly “Agree</i>		
	<b>St. Ann</b>	<b>Parishes Nationally*</b>
Having people of different cultural backgrounds enriches this parish	92%	93%
I feel included in parish life	90	87
Parishioners are encouraged to have a role in decision making at the parish	80	79
I am aware of the Missionhurst presence at St. Ann	77	–
I use the parish website as a source of information	61	–
<i>*Source: Cumulative average from parishes conducting CARA Parish Life Surveys</i>		

Nine in ten agree at least “somewhat” that they feel included in parish life.

- Eight in ten at least “somewhat” agree that parishioners are encouraged to have a role in decision making at the parish.
- About three in four agree at least “somewhat” that they are aware of the Missionhurst presence at St. Ann.
- Six in ten agree at least “somewhat” that they use the parish website as a source of information.

### Comparisons to Parishes Nationally

St. Ann respondents are similar to those in parishes nationally in how much they “somewhat” or “strongly” agree with the statements in the table above.



## “Strongly” Agree

Seven in ten “strongly” agree that having people of different cultural backgrounds enriches this parish.

<i>Please respond to the following about parish life</i>		
<i>Percentage responding “Strongly” “Agree</i>		
	<b>St. Ann</b>	<b>Parishes Nationally*</b>
Having people of different cultural backgrounds enriches this parish	70%	56%
I am aware of the Missionhurst presence at St. Ann	56	–
I feel included in parish life	48	49
Parishioners are encouraged to have a role in decision making at the parish	40	40
I use the parish website as a source of information	27	–

*\*Source: Cumulative average from parishes conducting CARA Parish Life Surveys*

Almost six in ten agree “strongly” that they are aware of the Missionhurst presence at St. Ann.

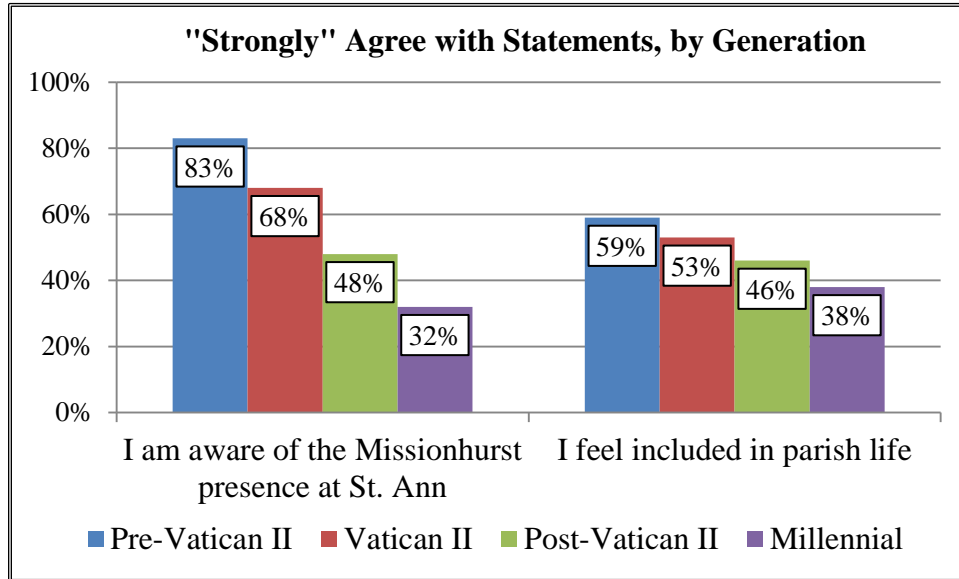
- Nearly half “strongly” agree that they feel included in parish life.
- Four in ten “strongly” agree that parishioners are encouraged to have a role in decision making at the parish.
- Just over a quarter agree “strongly” that they use the parish website as a source of information.

## Comparisons to Parishes Nationally

Those at St. Ann Parish are 14 percentage points more likely than those in parishes nationally to “strongly” agree that having people of different cultural backgrounds enriches this parish (70 percent compared to 56 percent).

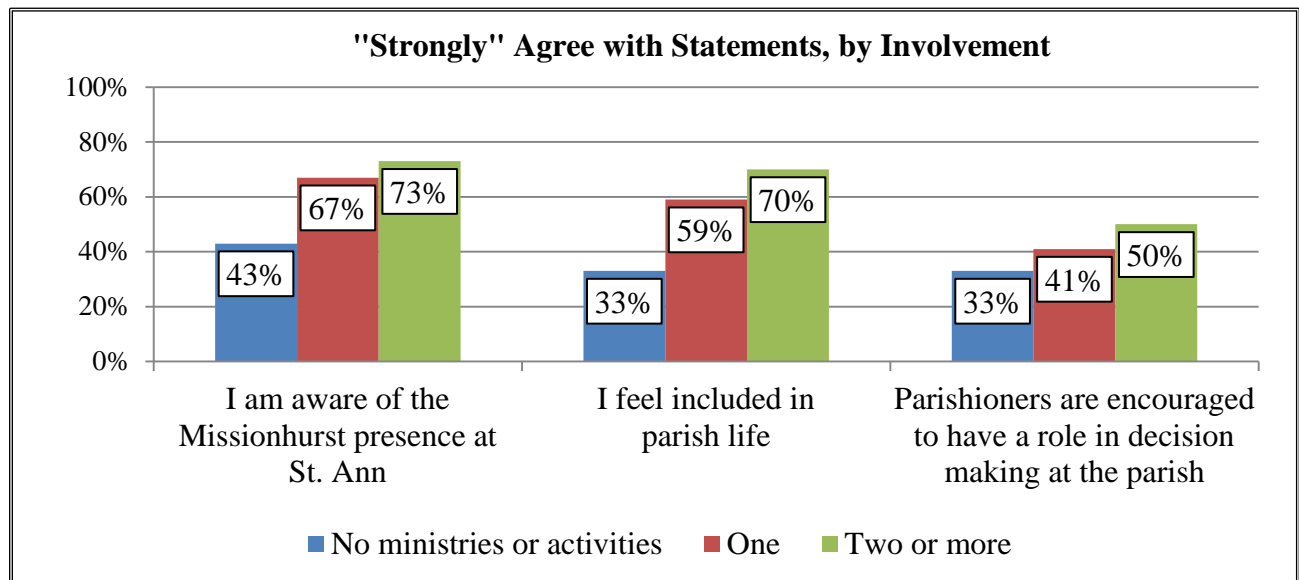
### Differences by Generation

The older the generation, the more likely they are to “strongly” agree that they are aware of the Missionhurst presence at St. Ann and that they feel included in parish life.



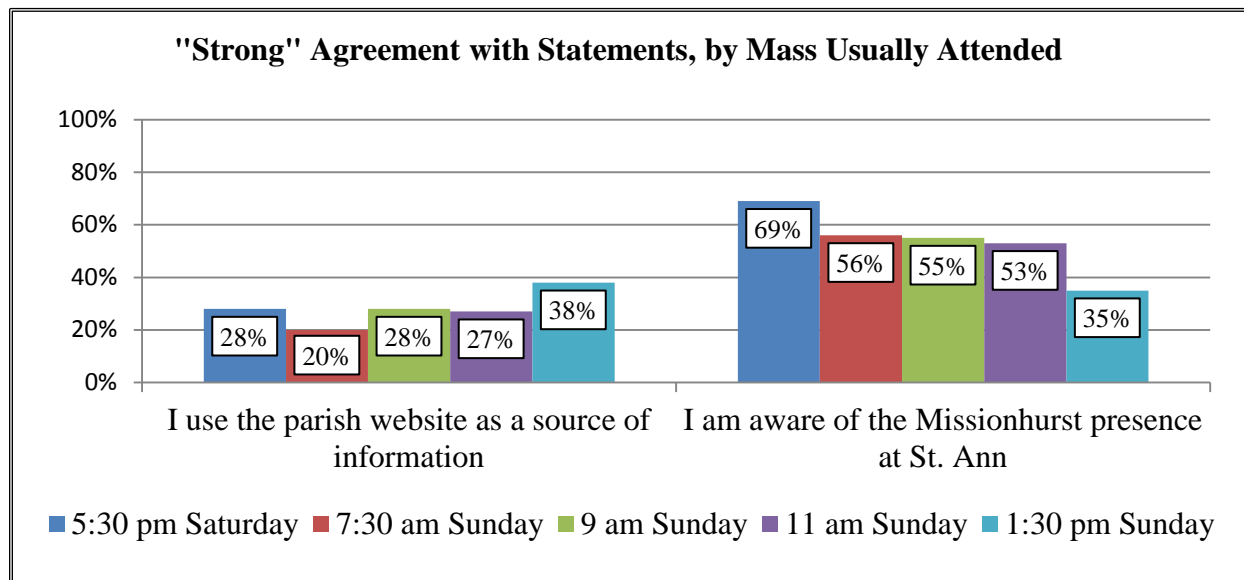
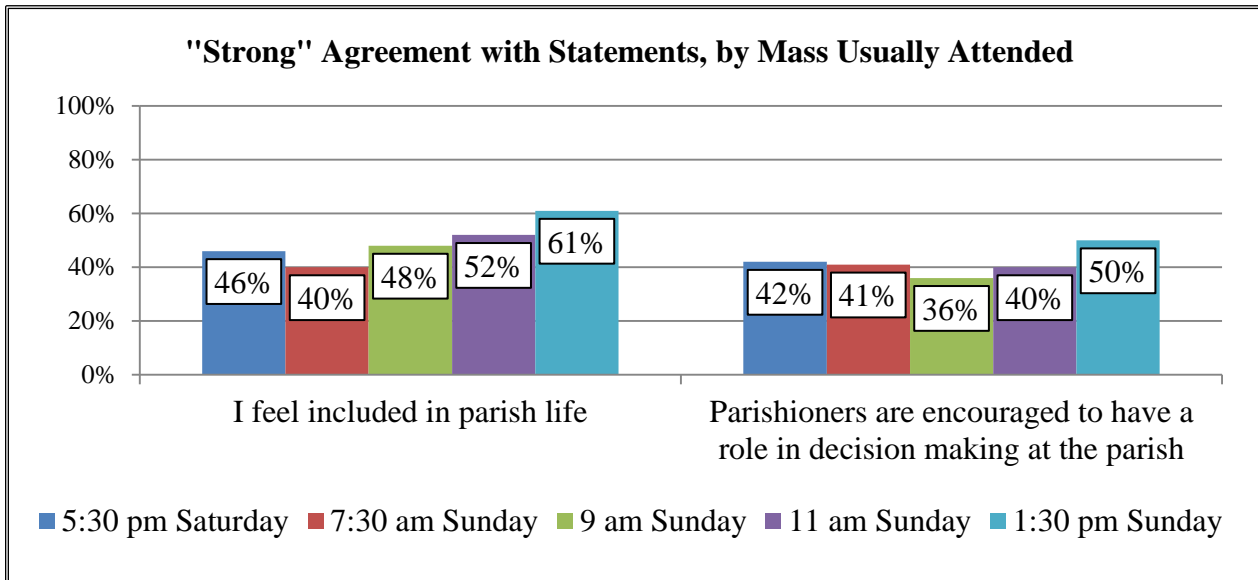
### Differences by Level of Involvement

The more involved respondents are with ministries and activities at the parish, the more likely they are to “strongly” agree with the statements in the figure below.



## Differences by Mass Usually Attended

Respondents who usually attend the 1:30 p.m. Sunday Spanish-language Mass are more likely than others to ‘strongly’ agree that they feel included in parish life, that parishioners are encouraged to have a role in decision making at the parish, and that they use the parish website as a source of information. Those at the 1:30 p.m. Sunday Mass are *least* likely, however, to “strongly” agree that they are aware of the Missionhurst presence at St. Ann.



## Attitudes about Stewardship

More than eight in ten responding parishioners at least “somewhat” agree that they understand the concept of stewardship.

<i><b>Please respond to the following about stewardship</b></i>		
<i>Percentage responding “Somewhat” or “Strongly” Agree</i>		
	<b>St. Ann</b>	<b>Parishes Nationally*</b>
I understand the concept of stewardship	84%	85%
I would support a capital campaign for funds for school and church building improvements	75	–
I feel informed about the parish’s finances	70	75
I would volunteer more if I knew parish needs	64	61
I need help identifying the gifts I can contribute to the parish	52	
I would be inclined to remember the parish in my will if I knew it would go to a St. Ann School Endowment	36	–

*\*Source: Cumulative average from parishes conducting CARA Parish Life Surveys*

Three in four “somewhat” or “strongly” agree that they would support a capital campaign for school and church building improvements.

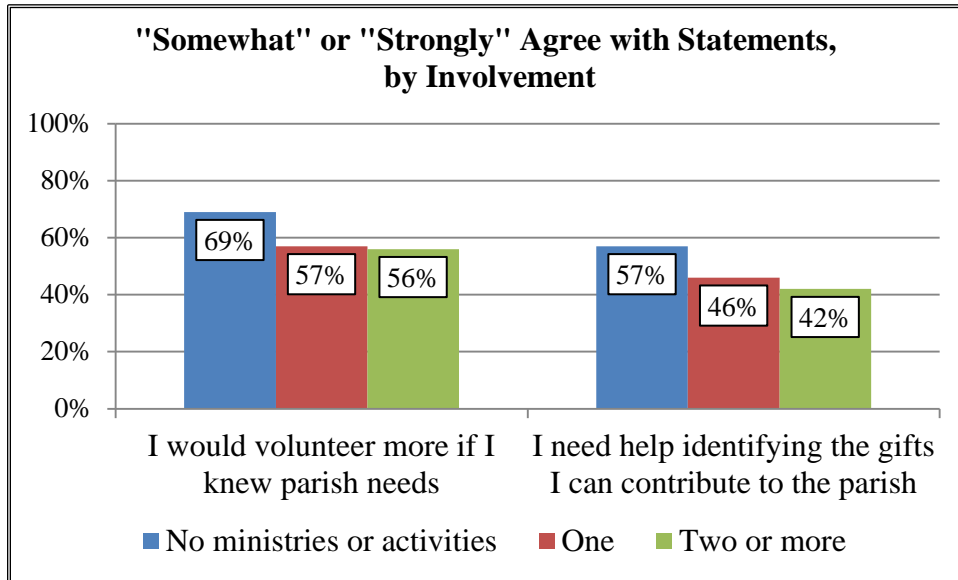
- Seven in ten agree at least “somewhat” that they feel informed about the parish’s finances.
- Nearly two in three at least “somewhat” agree that they would volunteer more if they knew parish needs. About half agree at least “somewhat” that they need help identifying the gifts they can contribute to the parish.
- A little more than a third at least “somewhat” agree that they would be inclined to remember the parish in their will if they knew it would go to a St. Ann School Endowment.

### Comparisons to Parishes Nationally

St. Ann respondents are similar to those at parishes nationally in how much they “somewhat” or “strongly” agree with the statements in the table above.

## Differences by Level of Involvement

Those not involved with any ministries or activities at the parish are more likely than others to “somewhat” or “strongly” agree that they would volunteer more if they knew parish needs and that they need help identifying the gifts they can contribute to the parish.



## “Strongly” Agree

More than half of responding parishioners “strongly” agree that they understand the concept of stewardship.

	<b>St. Ann</b>	<b>Parishes Nationally</b>
<i>Please respond to the following about stewardship</i>		
<i>Percentage responding “Strongly” Agree</i>		
I understand the concept of stewardship	53%	51%
I would support a capital campaign for funds for school and church building improvements	29	–
I feel informed about the parish’s finances	28	37
I would volunteer more if I knew parish needs	24	19
I need help identifying the gifts I can contribute to the parish	17	–
I would be inclined to remember the parish in my will if I knew it would go to a St. Ann School Endowment	13	–

*\*Source: Cumulative average from parishes conducting CARA Parish Life Surveys*

Three in ten agree “strongly” that they would support a capital campaign for funds for school and church building improvements.

- Nearly three in ten “strongly” agree that feel informed about the parish’s finances.
- A quarter “strongly” agree that they would volunteer more if they knew parish needs. One in six agrees as strongly that they need help in identifying the gifts they can contribute to the parish.
- Just over one in ten “strongly” agrees that they would be inclined to remember the parish in their will if they knew it would go to a St. Ann School Endowment.

## Comparisons to Parishes Nationally

St. Ann respondents are similar to those at parishes nationally in how much they “strongly” agree with the statements in the table above.

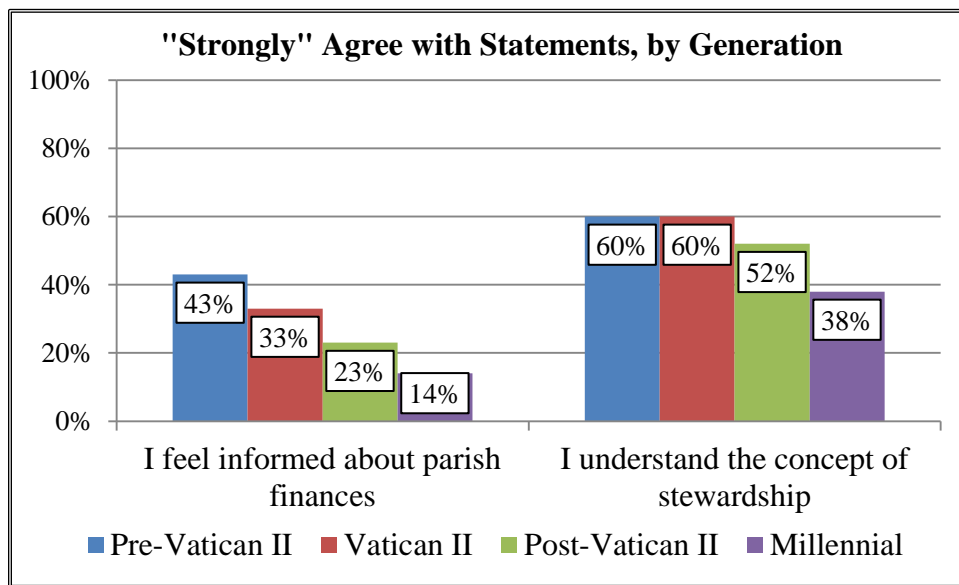
### Differences by Child's Attendance at Parish School

Those whose children have attended St. Ann Catholic School in the past five years are more likely than others to “strongly” agree with the following:

- I would support a capital campaign for funds for school and church building improvements (46 percent compared to 24 percent)
- I would be inclined to remember the parish in my will if I knew it would go to a St. Ann School Endowment (33 percent compared to 7 percent).

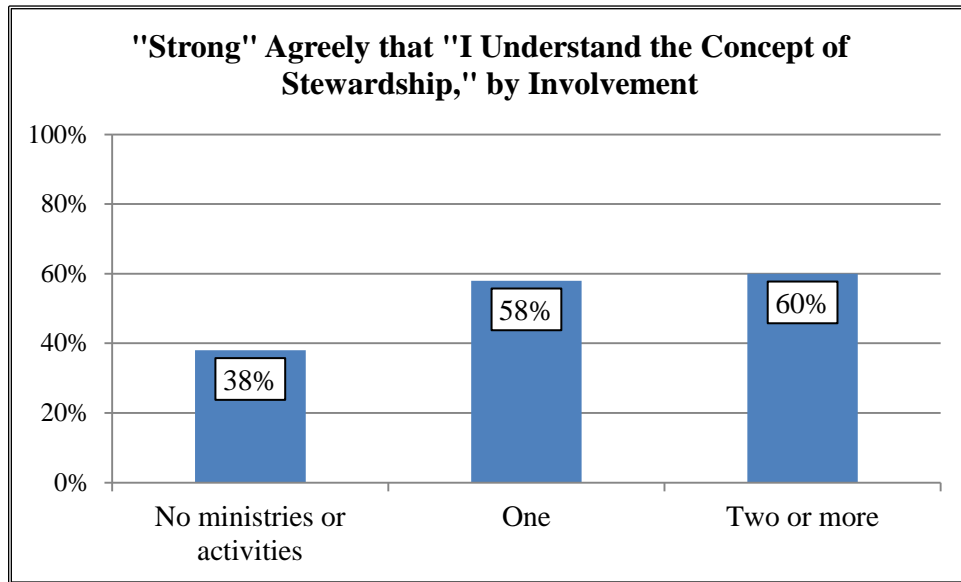
### Differences by Generation

The older the generation, the more likely they are to “strongly” agree that they feel informed about the parish’s finances. In addition, members of the three oldest generations are especially likely to “strongly” agree that they understand the concept of stewardship.



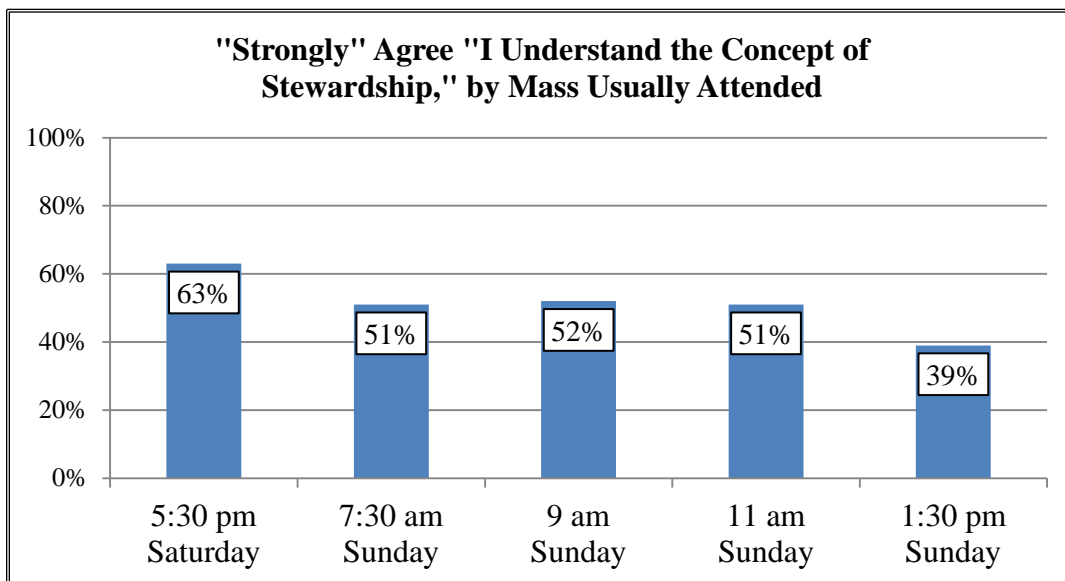
### Differences by Level of Involvement

The more involved respondents are with ministries or activities at the parish, the more likely they are to “strongly” agree that they understand the concept of stewardship.



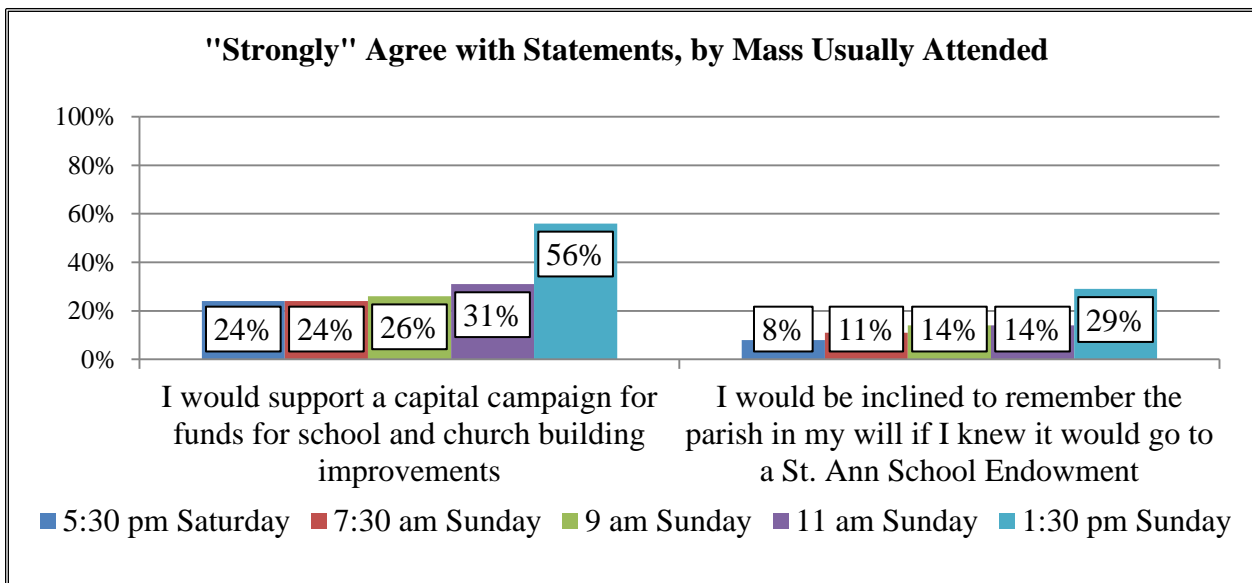
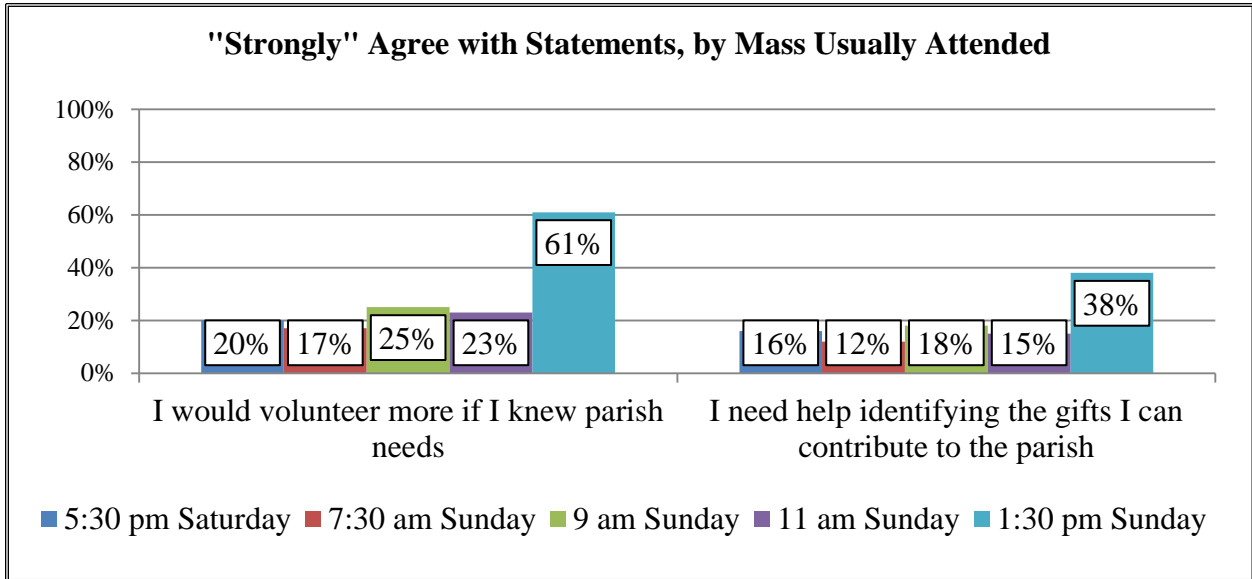
### Differences by Mass Usually Attended

Those regularly attending the 5:30 p.m. Saturday Mass are most likely to “strongly” agree that they understand the concept of stewardship. Those attending the 1:30 p.m. Sunday Mass are *least* likely.





Those usually attending the 1:30 p.m. Sunday Mass are especially likely to “strongly” agree that they would volunteer more if they knew parish needs, that they need help identifying the gifts they can contribute to the parish, that they would support a capital campaign for funds for school and church building improvements, and that they would be inclined to remember the parish in their will if they knew it would go to a St. Ann School Endowment.



## **Appendix I: Response Frequencies to All Questions**



Please use these responses for the questions below.

1=Not at All                      3=Somewhat  
2=Only a Little                4=Very  
Blank=Don't Know or Not Applicable

How *likely* are you to do the following in the next year?

- 1 2 3 4 NR  
5 17 29 49 9 70. Attend a parish activity besides Mass  
5 20 36 38 13 71. Spend time learning more about your faith  
28 37 21 15 16 72. Participate in a small faith-sharing group  
14 25 23 39 14 73. Volunteer for a parish ministry  
18 29 28 24 13 74. Invite someone to a parish service

Please use these responses for the questions below.

1=Strongly Disagree            3=Somewhat Agree  
2=Somewhat Disagree        4=Strongly Agree  
Blank=Don't Know or Not Applicable

Please *respond* to the following about parish life.

- 1 2 3 4 NR  
2 8 42 48 10 75. I feel included in parish life  
12 11 21 56 14 76. I am aware of the Missionhurst presence  
at St. Ann's  
5 16 40 40 17 77. Parishioners are encouraged to have a role  
in decision making in the parish  
2 5 23 70 11 78. Having people of different cultural  
backgrounds enriches the parish  
19 20 34 27 18 79. I use the parish website as a source of  
information

Please *respond* to the following about stewardship.

- 1 2 3 4 NR  
5 10 32 53 16 80. I understand the concept of stewardship  
22 26 35 17 21 81. I need help identifying the gifts I can  
contribute to the parish  
14 22 40 24 20 82. I would volunteer more if I knew parish  
needs  
8 22 42 28 17 83. I feel informed about the parish's finances  
7 19 46 29 22 84. I would support a capital campaign for funds  
for school and church building improvements  
34 30 24 13 28 85. I would be inclined to remember the parish  
in my will if I knew it would go to a St.  
Ann School Endowment

86. Which of the following is your *top priority* for parish  
contributions to social justice efforts? **Select only one.**

- 49 1. Charities such as homeless shelters and food banks  
28 2. Empowerment of the poor, such as job programs  
6 3. Groups that advocate for the poor such as those  
lobbying for change or providing legal assistance  
9 4. Participating in a program where the parish adopts an  
overseas parish, like Haiti Mission Outreach  
8 5. Addressing global issues through organizations like  
Catholic Relief Services **NR=13**

87. Which Mass do you *usually* attend at this parish?

**Please select only one. NR=2**

- 18 1. Saturday 5:30 p.m.        5 5. Sunday 1:30 p.m.  
13 2. Sunday 7:30 a.m.        (Spanish)  
27 3. Sunday 9:00 a.m.        1 6. I do not regularly attend  
35 4. Sunday 11:00 a.m.        Mass at this parish

88. What *best* describes you? **Please select only one.**

- 77 1. Active Catholic since birth 2 4. Inactive Catholic  
10 2. Returned Catholic            3 5. Non-Catholic  
9 3. Catholic convert

If you have children who could have attended St. Ann  
School in the past five years but did not, which of the  
following reasons *explains* why? **Check all that apply.**

- 9 89. Quality of education        5 91. Lack of specialized  
14 90. Financial considerations    instruction for those  
or tuition costs                      with special needs  
12 92. Other \_\_\_\_\_ **Overall NR for Items 89 to 92 = 69**

93. About how *frequently* do you currently attend Mass?

- <1 1. Never or rarely            26 4. Almost every week  
1 2. A few times a year        59 5. Every week **NR=7**  
5 3. Once or twice a month    9 6. More than once a week

**Avg NR**

- 0.9 17 94. *Number of ministries or activities* you are  
involved with at St. Ann Parish? **Write "0" if none.**  
15 18 95. *Years* you have attended this parish?  
**Leave blank if this is not your regular parish.**  
**Write "1" if one year or less.**

**Yes No NR**

- 84 16 5 96. Are you registered in this parish?  
44 56 8 97. Do you currently live closer to another parish?  
17 83 15 98. Have any of your children attended St. Ann  
School in the past 5 years?  
34 66 17 99. Have any of your children attended religious  
education classes here in the past 5 years?  
17 83 13 100. Have you attended adult religious education  
classes here in the past 5 years?

**Avg NR**

- 1963 9 101. Year you were *born*: \_\_\_\_\_ (4-digit year)  
102. Gender: 43 1. Male    57 2. Female **NR=7**

What is your racial or ethnic identity? **Check all that apply.**

- 1 103. American Indian or        11 106. Hispanic/Latino(a)  
Alaska Native                      81 107. White, Anglo,  
8 104. Asian, Pacific Islander    Caucasian  
1 105. Black, African, African    1 108. Other  
American                              \_\_\_\_\_

**Overall NR for Items 103 to 108 = 6**

109. What *best* describes your current marital status?

- 15 1. Single, never married    5 3. Divorced or separated  
75 2. Married or remarried    5 4. Widowed **NR=6**

110. On what one need or program should the parish  
most focus in the next three years?

**Thank you for completing this survey.**

Center for Applied Research in the Apostolate (CARA)

Georgetown University, Washington, DC 20057

Phone: (202) 687-8080 Fax: (202) 687-8083

©2016 CARA, All rights reserved.

## **Appendix II: Complete Transcription of Open-ended Comments**

**Item 92. "Other" reasons one's child did not attend St. Ann School in the past five years**

**Respondents at the 5:30 p.m. Saturday Mass**

Arlington Public Schools are very good.

Believe in public school education.

Believe in public school education.

Better local school.

Continuity with friends in APS.

Excellent public education system.

Excellent public schools.

Good neighborhood public school.

Not big or diverse enough or welcoming.

Public school options deemed better.

Public schools are strong in Arlington.

Public schools are very good.

Quality of public schools.

Size limitations can't compete with courses offered in public schools.

Too sheltered.

Wanted public school.

Would not go.

**Respondents at the 7:30 a.m. Sunday Mass.**

APS has excellent schools.

Arlington Public Schools better economically.

Close by public school.

He was waitlisted.

Lack of opportunities, facilities.

Public schools are better.

Quality of APS and gifted program.

Quality of public schools in the area.

Support of public schools.

Too small.

Too small.

Wait list to get in.

Want them with neighbors in public schools.

We like APS.

**Respondents from 9:00 a.m. Sunday Mass.**

Already paying \$ taxes for public school!! Cost – schools are great locally.

Attended a different church.

Best public schools in same community.

Diversity.

Good experience with public schools.

Good nearby public schools.

Good public schools available.

Good public schools.

Good public schools.

Holy Trinity.

It is very costly to live in Arlington. Thus taking advantage of free education.

Old books.

Proximity/quality of Arlington schools.

Public Arlington district is good.

Public schools are great.

Quality of public education is good.

Quality of public schools so good.

Quality of public schools.

Schedule for <3, we felt it was too much.

Schedule.

Strength of local schools.

Strong music program in public schools.

Strong public schools in area.

Technical school.

Their public school is fine.

There are much better schools to attend. Would be a mistake to attend Saint Ann School.

Too large a class size and good public education in Arlington.

Top public schools.

We are new parishioners. Children already established at their schools.

Withdrew from school. [Note: had checked "Quality of education."]

**Respondents from 11:00 a.m. Mass.**

Already attend another Catholic school with which we are happy.

APS – excellent program.

Arlington Public Schools are among the best in the nation and free.

Arlington Public Schools are free and high quality.

Arlington schools are very good so don't feel need to pay tuition.

Child attended Blessed Sacrament.

Didn't get in.

Excellent Arlington County schools.

Excellent public schools.



Family decision – variety of programs available at public schools.

Good public option, distance from home.

Good public schools.

Grandchild would have benefitted from earlier, age 2 or 3.

Happy with Arlington public schools.

Insufficient rationale not to attend public school.

Prefer public schools with multiple religions.

Public school is excellent and we want our kids to learn with students from different backgrounds.

Public school is fine.

Public school Spanish immersion availability.

Public schools in area are excellent and offer more.

Public schools in Arlington are better academically.

Quality and diversity of APS.

Quality of public education.

Really good public schools.

Recently moved to the country.

Size is too small.

Size of facilities. No parish school pre-K.

Top notch public schools in our area.

Vicinity to home.

Wanted to have neighborhood friends.

We live outside parish.

**Respondents at the 1:30 p.m. Sunday Mass.**

Unaware of its existence.

**Item 110. On what one need or program should the parish most focus in the next three years?**

**Respondents at the 5:30 p.m. Saturday Mass**

1) Social outreach. 2) Increase parish efforts to be green – supporting Pope's climate change goals.

Add statues of saints and Holy images in the church and a tabernacle in the chapel. Add cantor and organ to 7:30 a.m. Mass.

Adult children.

Adult education and retreats, contemplative prayer.

Aid to poor/disadvantaged.

Any "social justice" programs should be non-political.

Bringing back inactive Catholics and increasing the involvement of those currently at the parish.

Capital reserves and maintenance of existing facilities. The convent should be demolished and converted to a play space for the school. [Concerning the race/ethnicity question asked (Qs103-108): Why does this matter? I hate the racial segregation here – we are all one.]

Change the administration of the school and strengthen/stabilize the teaching staff. Poor leadership is harming the school. St. Charles's closing gave an enrollment bump but numbers will decline if changes are not made.

Charity projects.

Children and teens.

Commitment to social justice.

Continue to enlarge the community of St. Ann's.

Couples for Christ.

Creating more awareness of community needs through ex., job programs for poor parish members.

Deepening spirituality.

Developing the teen and youth program.

Divorced and remarried Catholics Communion.

Do complete update of website to make it a true contemporaneous resource for all parishioners and ministries, perhaps through a dedicated person or ministry to support this. St. Ann's does so much already but the word does not get out consistently to the parish.

Education – all ages.

Education.

Empowerment of the poor.

Encouraging singing as a form of prayer. To that end – the music minister seems to do a lot of solos to showcase. I found her solo during this survey disruptive to my concentration.

Ensure the future of the church. The young need to believe and stay so the parish can grow strong. Reach out to families with special needs who don't get support. The parish is very white.

Evangelization.

Facility sustainment of parish grounds and removing convent. Stop spending parish funds on new hymnals and paying for surveys.

Focus on the poor and the unfortunate.

Focus on the spiritual needs of all the parish including children faith formation and adults.

Getting better singers and have more interesting stories.

Getting to know one another. Working together as a church for good. Program is St. Ann School.

Groups such as Bible study and young adult outreach.

Haiti Mission outreach and adult religious education.

Help the homeless – find or train them to find jobs.

Helping a very affluent community understand the needs of those who are poor, both in Arlington and in D.C. region.

Helping the homeless get a job, a place to live, and to be independent.

Helping the homeless in Arlington.

Helping those in need. We have many fortunate people as part of the parish who can help through time and money.

Helping youth understand and live their faith.

Homeless shelters and food banks.

Homeless/food, shelter.

I am not in St. Ann Parish but often find Saturday 5:30 Mass convenient.

I believe the bi-lingual Masses are difficult when we combine the Span/English in one song. Let's do all Span. Hymns, then choose all English. Let's include other genres of music as well: Gregorian chant, Latin classical, etc. May be a Spanish traditional as well as contemporary. I find combining the words in one song is difficult for the congregation. Thank you!

I would love to see a lot stronger focus on Cursillo. Cursillo can transform people and parishes.

Improving and maintaining church facilities; the convent should be torn down; the school and other areas are in need of repair. We shouldn't waste money on newer song books without parishioner input.

Improving the school and its physical plant.

Inclusion in parish life.

Incorporating young families in service projects/Mass/educational opportunities.

Invictus – keep teens active in church. Concerning adult religious education classes at parish, I didn't know we had them.

Invictus.

Invictus/youth ministry.

Involving members in outreach activities. How about a ministries fair? Include youth activities, paring with overseas parishes, pontifical mission services, food banks for poor, SOME, VOICE, Liturgical ministries (choir, lector, LEMs).

It should focus on the 5:30 vigil Mass. It used to be a low-key reverential Mass finished before 6:30 p.m., well suited to the older parishioners and families with small children who are its mainstay. It is now an extravaganza which usually goes on until 6:45 p.m. Too much singing and little time for prayer and reflection. Exit time now occurs immediately after Communion. I could not concentrate on this questionnaire because the vocalist never stopped singing. It is no wonder the bulk of the congregation comes late and leaves early.

It's on us: a program to prevent sexual assault and rape and to stop victim blaming. Masses go overtime.

Justice and peace for the poor and hopeless.

Keeping the music traditional so that the congregation can follow along – we don't know the newer materials and it is hard to participate.

Keeping young kids and teens involved – most go to public school and possibly lose interest in their faith. I have young children <3 and do not want that to happen if they go to public school and St. Ann's is so small, I'm afraid they will not get accepted or may not have a variety of types of people to go to school with. Homilies too long, please keep entire Mass under 1 hour. Go back to 8 a.m.

Letting community know of volunteer opportunities with poor.

Local community and education.

Making the Church look more "Catholic" by adding more sacramentals such as statues or images of saints and adding a tabernacle in the chapel. Also, no parish webpage, only a school one. Music director should stay in the music area to lead responsorial – not cross in front of the altar. For the 7:30 Mass, provide one cantor with organ. Novenas.

Making the convent livable and putting it to good use. How about a charity in the Congo or the Philippines? Perhaps a monthly get together for widows/widowers. The parish pastoral council needs new blood.

Men's fellowship.

Mercy to all, even those outside the Church.

More Masses on Sundays.

More programs for young adults with small children. 9:30 or 10 a.m. Mass time preferred to 11 a.m. 7:30 too early for first Mass. Homilies have great messages, but long.

Music. Teen religion. Poor.

Need a Sunday evening liturgy.

Need: to be effective.

New evangelization.

Old convent – can it be used? Maybe the Diocese can remodel for retired priests.

Opportunities for service activities that we can do as a family.

Organize and implement small faith sharing groups to study Scripture and support our collective faith journeys.

Outreach for the poor/homeless.

Outreach to low income communities in Arlington Co., especially Hispanic and communities of color.

Outreach to older seniors. More activities for just companionship.

Outreach to poor, Muslims, other faiths.

Outreach to underprivileged, giving them the tools to improve their lives – ongoing basis – financial, job, childcare assistance for the poor. Should promote GFS and CU better within parish. Music – too hard to sing with current settings.

Outreach to young adults and opportunities for them to volunteer with parish and in local community.

Outreach.

Parish-wide activities/fundraisers such as bingo, Lenten fish fry, etc.

Peace – starting with families.

Pro-life! Different music – less distracting. Fr. Pascel = 4, Fr. Mel = 1.

RCIA.

Reaching out and making someone feel they belong.

Religious education at all levels – children' curriculum (currently too repetitious grade to grade), adult Bible study, teens' spiritual development, family study.

Religious education.

Revitalizing the convent to use as an arts center and guest quarters (2nd floor).

Safety, upkeep of parish.

Satisfied as is. Use facilities wisely – like the convent property, use for some purpose.

School and teachers.

School facilities.

School facilities. Gymnasium.

School maintenance: repair and renovation.

School.

Scripture understanding, Bible study.

Set up a job board to benefit all parishioners (both ways), i.e. babysitting need and handy work, etc.

Showing mercy and openness to people who might be afraid of coming to church – divorced or abortion or homeless.

Sister parish in Dom. Rep.

Small faith sharing groups.

Social justice/outreach/giving. Masses should not be longer than 1 hour. We lose so many people after Communion because we have to spend 10 minutes welcoming everyone before final blessing. I like welcoming people, so maybe we cut some singing through the Mass to allow extra time at end. One verse of a song instead of four, etc.

Spend our finances wisely.

St. Ann Catholic School. We are from Dayton, OH but visit St. Ann's about four times a year – a welcoming parish.

St. Ann School improvements/faculty and staff.

St. Ann School.

St. Ann School.

Strengthening families.

Stronger ministry outreach in Arlington – housing, visiting jail, A-Span, AFAC, THRIVE, APAH, AHC, etc.

Teach Catholic traditions.

Teacher retention.

Teens. Also help for those in need.

The Mass is the most important thing to keep strong.

The poor of the parish – helping them with their financial needs.

The school.

Theology in school.

To love God and our neighbor as ourselves. We are different but equal in God's love and regard.

Unions and Catholic Church. Social justice for middle class.

Updated textbooks for the school.

Use of vacant building on property.

Volunteer opportunities for families with kids to go together.

Women and children in need of shelter and assistance.

You missed out the age group 36 to 50s [referring to Qs34 to 46].

Young adults with small kids meet and greet, form community; website hard to navigate for info. Homilies: message beautiful but often very long-winded. Also, I find the Mass times challenging. 7:30 too early. Think 8:00 and 9:30 would be nice.

Young adults.

Youth faith and youth programs.

### **Respondents at the 7:30 a.m. Sunday Mass**

- 1) Community development. 2) More missionary trips to other countries to help poor/disabled.
- 3) More volunteering opportunities.

18-22 away at college: keep in contact. Community: soup suppers, pot lucks, small faith groups. Teens and youth ministry programs are cliquey.

Additional parking.

Adult education.

Adult religious enrichment.

An outreach to homebound parishioners in need of transportation to medical appointments or groceries.

Asking at Mass about wedding anniversaries and new visitors to parish is good. Not birthdays – birthdays are not accomplishments. Note: Ask "Is anyone visiting St. Ann for the first time?" Not here for the first time. That sounds like a request for conversion.

Being together, Hispanic and English speaking communities. We seem to have two churches, not one.

Bible study for adults.

Catholic education for adults in small, easy doses like "Did you know" in the bulletin? Example: What are Stations of the Cross?



Choir for 7:30 a.m. Mass.

Community building.

Continue the efforts to integrate the Spanish speakers into the parish.

Continue to develop Invictus/adult/family Bible study opportunities.

Day trips/pilgrimages to local sites. But need to actively encourage all adults so it doesn't come across as just for older adults. Remember singles, 30s and 40s who are stuck in the middle and tend to be most likely to be left out.

Deciding what to do with the convent and building community between school and faith formation Wed/Sun families.

Do something with sister convent. [Illegible phrase.] Shorter homilies.

Empowering the poor or homeless.

Engage all parishioners – Anglo and Hispanic, adult and young – to work together to live Pope Francis's encyclical 'Laudato Si' (i.e. assess and reduce parish and individual carbon footprints, institute a parish columbarium, etc.).

Evangelization.

Facility upkeep.

Families – creating community.

Finding ways to make new parishioners feel welcomed and understanding all the opportunities to become involved in the community. Also, parish office staff is so helpful.

Focus on inactive Catholics. Trying to identify/discover why they're inactive. Then provide steps to increase their activity. Nurturing them along their life's paths. Have day trips/events to create non-threatening dialogue/friendship, welcoming them.

Food bank, clothing. Feed and clothe.

Fr. Mel's homilies too long.

Getting parishioners to get involved in the parish.

Health/wellness and future goals set for forth, plus addressing influences about other religious values/beliefs addressed by different set of relatives (e.g. Evangelist, Mormon, Scientologists, Jehovah, Episcopalian, Pentecost, etc.).

Help people to get a job, and they'll have financial equilibrium.

Homeless in Arlington and abroad.

Homeless shelters.

I think charities for the homeless and food banks but I worry, too, about the elderly and shut-ins in our parish.

I think the parish does an excellent job! I especially like the Christmas giving tree and Food Sundays because it gives me the opportunity to explain to my children who needs those services and why. It's important to help them (all part of God's family). 7:30 Mass is too early, I prefer 8 a.m.

I would like to see a columbarium for the parish.

I would like to see interior of church made more "Catholic" – visually beautiful. (It looks a lot like a Protestant hall.)

Improved mechanical and lighting systems to be more sustainable.

Improving education – better teachers and more technology.

In general feel parish is doing a good job in serving the population. Would like to see more senior outreach.

Including parishioners in parish/finance council. There should be a time limit for serving on the council. Parishioners do not feel their opinion matters unless you donate \$\$\$.

Inclusion for all populations. Also, concerning outreach to groups on survey, no category for disabled.

Inclusion, parish and finance councils need term limits. Current make-up is stale and excludes those who offer to serve.

Invictus youth ministry.

Invictus.

Invictus.

It's better if the priest visits to the family.

Jobs for the poor.

Joint bilingual activities have no merit. They divide and do to unify. There is one nation, one church, and one unifying language. Strength is in unity of faith and culture.

Ministering to Catholics married to non-Catholics and helping their children participate in sacraments.

Ministry to teens and children to grow and preserve future of church.

More adult religious enrichment and making that accessible via the web, i.e. web videos.

More opportunities for devotional practices (Adoration, Eucharistic procession) and catechesis for families. This strengthens and builds faith, individual Catholic witness, evangelization and community, which will increase involvement and commitment to social justice issues and peace.

Note: Please have more than one cross on Good Friday. There is no reason Mass should last one hour and 40 minutes.

Opportunities like ASPAN. Fix up properties.

Our young families.

Outreach to homeless shelters.

Outreach.

Poor and homeless.

Pray.

Programs for poor.

Programs for the homeless. I like no music, so the 7:30 Mass is perfect. I liked the 8:00 better than 7:30 though. Concerning communication, go all electronic. Concerning opportunities to volunteer to help the needy, they could be more clearly called out.

Providing Catholic education for parish children.

Religious ed.

Retention of good teachers in the school. Good teachers have been run off when one noisy family decides they don't like the teacher – ask other parents if they agree.

School.

Schools.

Serve poor, sick, those who are alone.

Shorten the Mass.

Social and youth ministries.

Social justice – giving our talents to help those less fortunate.

Social justice efforts.

Social outreach – spiritual and corporal works of mercy.

Spiritual growth or enrichment.

St. Ann School.

St. Ann School.

St. Ann School.

Stained glass windows in the church.

Stop the birthday/anniversary recognition at end of Mass. Few raise their hands. It extends Mass by 10 minutes and doesn't help traffic problem.

Support for the local poor and homeless.

Supporting members of the community in need (e.g. poor, sick, and grieving).

Teaching the Catechism – why Catholic faith is different than Protestants. Catholics don't know their faith or the Scriptures – maybe in small faith groups or Bible studies.

Teenagers.

Thank you for this opportunity to participate in the mission-shaping of the St. Ann Parish. First, I'd like to commend St. Ann Parish for having strong sacramental preparation opportunities in place. Thank you for continuing to make these easily accessible and such positive experiences for our parishioners. ¶Next, I want to express that I believe St. Ann Parish should continue to focus on the spiritual education of our parishioners, both our adults and our children. Adults want and need to know what the Bible says and what is at the core of our Catholic faith and beliefs. Both the children of our Catholic school and those who attend public school need this constant flow of information. Our Catholic school as well as the faith formation programming for other children should continue to be at the center of our parish's efforts. In addition to our continued sacramental preparation and Catholic education enrichment opportunities, I appreciate the many giving programs our parish organizes that put our faith into action for the poor and those in need. We should work better our collection and distribution of food, personal hygiene products, and other basic necessities for people in poverty and times of distress. While I support all mentioned above, I have a concern over our parish's recent efforts to focus on trendy issues while seemingly lessening support for issues traditionally focused in our Catholic faith. One example is the recent choice to focus on letter writing campaigns to government representatives on environmental issues while letter writing campaigns on pro-life issues and pro-traditional

family values have been dropped. While Catholics have always believed in caring for God's earth, it seems that other traditionally held beliefs we once advocated for are being given up on, and efforts have been refocused to what is currently popular in today's society. While current Catholic Church leadership emphasizes populist ideals, it is divisive at the parish level. Therefore I do not support altering the mission statement of our parish to work on these more politically correct items.

The convent should be put to good use and the Invictus should continue to grow (children grow the parish). The principal needs help – she is a poor manager (though nice) and tends to manage problems poorly (she snaps, she is busy and then avoids them). I love the priests. They have grown the parish.

The poor among us.

The school.

Youth – providing opportunities for service and teaching what the Church believes about important issues. Retreats? Are getting anti-Christian messages everywhere else.

Youth activities.

Youth activities. Social justice.

Youth outreach.

Youth programs seem to be gathering steam.

### **Respondents from 9:00 a.m. Sunday Mass**

1) Helping the homeless in Arlington County. 2) Mass is too long, too many verses during songs.

1. Poverty. 2. Cultural diversity.

3-5 year strategic plan that is mission driven and supported by a budget that addresses human resources, financial and capital needs.

Addressing global issues like ISIS using Christian girls like sex slaves.

Assisting homeless families.

Being more present in the Arlington community at large. Can take the form of volunteering as group or sponsoring an event.

Better homilies by pastor. Less fundraising in church. Mass choice besides 9 and 11 a.m. – too long in between.

Bible studies.

Boy scouts.

Building faith through prayer and study. Extra note: current pastor is energizing parish – great job!

Building strong mind, body, spirit – intergenerational programs.

Change Mass back to 9:30 start time.

Change Mass schedule back to before, 8, 9:30, 11:30 because gives flexibility to go here or another parish. Adult education on weekends. Options for Mass schedule on holy days, Vis a Vis other parishes.

Charities for the homeless. Education.

Children, teens.

Children's liturgy during Mass – 9 a.m.

Communication of ministries of parish.

Community – St. Ann's itself and outreach.

Community outreach.

Continued improvement of basic services. Doing a great job already.

Continuing great work of new youth ministry, Invictus.

Continuing to form a feeling of fellowship and family in the parish (everyone plays and can play a part in St. Ann's)!

Continuing to welcome all and strengthening their faith as a community.

Daycare during the 9 am Mass with a 2 & 5 year old, we just try to make it through Mass. We have little time to listen to Scripture. The 11 am Mass with childcare is too late for us due to naps.

Developing more parish community programs.

Doing a great job St. Ann! Continue working on spirituality.

Education for all age groups and interest groups.

Educational enrichment of faith.

Empowerment of the poor to share God's love and mercy. Also, we preferred the 8 am Mass on the old schedule.

Environmental initiatives. (Please let us have Fr. Mel and Pascal as long as possible. They are a gift to us.)

Evangelization to young adults!! Theology on Tap gatherings out at a bar – young adult social groups involving activities and social outreach. Get out of the building!! Find my kids who don't come to church anymore.

Expand school – use convent.

Expanding the youth programs.

Faith building to meet current world environment.

Families where one parent is not Catholic.

Families.

Feeding the hungry.

Focus on creating a larger local presence and impact both spiritually and for those in need. The area is greatly developing and we need to be an active known presence for good.

Focus on making faith formation more interactive for kids. St. Charles (where we transferred from) has a more hands on program (less reading from book and filling out worksheets – more crafts, drama, etc. incorporated into lessons). Particularly important for the Wednesday sessions where kids have already been sitting all day in school. The series of books at St. Charles were also more "kid friendly."

Focus on the Mass and continuing to make it as positive and welcoming and encouraging folks to take part in ministry.

Focusing more on the Eucharist as the heart of Sunday Mass and using hymns that are familiar to the congregation so that they are able to join in. New hymnals – why? Reworked hymns with different music. Good Friday – veneration of the Cross, unfamiliar hymns, long time for this section of the Mass.

Focusing on Mass – it's too long. Does not encourage families to want to come. Music is too long, too many verses. Cut down on \$ collections.

Foster community!

Get parishioners to know each other.

Get rid of traffic directors – does not work. Go back to diocesan priest.

Getting children back to faith formation classes after 1st Communion.

Getting the young people involved.

Have a sense of community. Almost no one cares about what goes on in the church, just coming because they should go. I have absolutely no desire to attend any sort of teen programs you offer.

Help parishioners integrate faith with family, work.

Help poor. Desired change: schedule religious education to line up with Mass!

Help to the poor.

Helping the needy and stuff.

Helping the poor. Parking.

Homeless, poor.

Homeless.

How about teaching English instead of perpetuating "native" languages?

How we assist more those in need, locally and globally.

I object to "social justice" initiatives that are political activism.

I think Fr. Mel and Pascal, and the Parish Councils are doing a great job. I will support whatever is decided.

I'd like to see a singles ministry – even though I know that is the minority in this parish – and I'd like more ministry/service opportunities on the weekend/after Masses (weekdays and weeknights are difficult).

Improvement to and promotion of St. Ann Catholic School.

Improving children's liturgy to make church interesting to them.

Improving the physical facilities of the school, including the gym, classrooms, etc.

In the spirit of Pope Francis, let LGBT people feel a more welcoming presence here.

Inclusion of kids with special needs.

Increasing the interaction between the Spanish and English speaking communities.



Invictus.

Invictus.

Invictus.

Job programs for the poor.

Lapsed Catholics.

Learning how to answer Catholic critics.

Local charities that support children in distressed situations.

Local homeless and food banks in Arlington.

Maintaining support of faith formation classes. We attract people from all over due to the quality.

Making school available to all.

Marriage enrichment. Improve website. More opportunities during week to volunteer.

Ministry to the elderly and those grieving. Note: we need more on bereavement and end of life issues including address death/dying as a normal part of life.

Miss retired pastor. Would like informal social programs.

More activities for seniors.

More activities to encourage parishioners to meet and join each other socially.

More international programs for the poor.

More joint services with Hispanic parishioners.

More options for families.

Need an email option to communicate with the parish office.

Old convent.

Our young children. They are the future of the Catholic Church.

Outreach – hire coordinator.

Outreach to lapsed Catholics.

Outreach to mentally ill and homeless.

Outreach to parishioners in their daily lives.

Outreach to poor.

Outreach.

Parent-child retreat.

Parish youth program.

Poor and homeless.

Positive joyous celebration of family Mass. Don't need the endless social justice lectures.

Programs for young adults.

Promoting efforts to deal with climate change and effect on poor.

Purchase a pipe organ. Update St. Ann School facilities.

Putting the words of Pope Francis into effect through parish programs. Also, much preferred the 8 am quiet Mass time.

Realign 9:00 Mass with 9:00 youth faith class, please.

Redoing/modernizing the parish kitchen so to help ministry needs and overall parish activities.

Religious education for children – need more weekend classes.

Re-model the kitchen.

Restoration of the rectory's roof, garage door, interior painting, rug replacement.

Return the Mass times on Sundays and holidays to what they were to give flexibility to Catholics in Arlington. Now all parishes have the same schedule.

School and youth formation.

School facilities.

School facilities.

School improvements.

School should invest in new books.

School.

School.

Security of church and school buildings.

Selection of gift presenters at Mass. Should include single people, not just families.

Social justice efforts.

Social justice in our Arlington community – support for those in need.

Social justice programs. Strengthening the school, continue to support it and bring in new families.

Social justice.

Spiritual growth, meditation and mindfulness.

St. Ann Catholic School.

St. Ann School – children are the future of the Church! Youth programs.

St. Ann School – quality education, quality/good building facilities, affordable and subsidized.

St. Ann School.

St. Ann School.

St. Ann School.

St. Ann School.

Staff outreach/social justice person to be hired.

Stewardship.

Stop the bilingual Masses. Have an organized group for March for Life.

Strengthening the faith of people who are unsure.

Teens and their parent's faith formation and information.

The development of the school. Strengthen family life.

The school. Teacher salaries are not competitive with Arlington Diocese schools. We need to attract the best and brightest teachers to be competitive. Families will leave, and soon, without improvement to faculty and reduction in turnover.

Uniting families of children with special needs. I feel like we are the only family in the parish with a child with Downs Syndrome. Is it possible?

Updating/improving school building.

Vocations.

Welcome to families with only one parent who is Catholic. I did not receive a very warm welcome from the pastor – just questions as to why/how I could marry a non-Catholic. This was very upsetting to me, especially as a life-long Catholic. The Church must change or people will continue to leave. Need to act more like the Pope!!

Work on community, not just religious based. Look at the Unitarian Church and all of the activities they offer. Please stop the birthdays during church. Do it during donuts.

Would love to go back to St. Charles but the pastor there drove everyone out.

Young adults – college age and older – they are the future of our church and are completely forgotten. I am the father of 3 young adult Catholics who believe but see no place in church. P.S. St. Ann is an oasis in the desert that is the Diocese of Arlington. God bless!

Young children.

Youth ministry.

Youth outreach.

### **Respondents from 11:00 a.m. Mass.**

"He must increase and we must decrease." We need to present Jesus's face more clearly. A careful look should be given to the liturgy. When we draw attention in the Mass to each other, and not Him, we make it harder to see Him. We also need to invite people to draw closer to Him particularly through prayer at sacrament. We are doing this with some success though at the school, faith formation and Invictus. We need to bring this particularly to young adults and families.

1) Didn't hit my issues. 2) Move Mass back to 9:30.

A senior citizen weekly group.

Adopting an overseas parish.

Adult Bible study. Single and married life groups.

Adult ed.

Adult education.

Adult formation.

Assistance for the needy in the DC community.

Assistance to poor. We are a wealthy community in general.

Assistance to the "working poor."

Attracting more young adults.

Bible study.

Building an inclusive parish for all backgrounds.

Call hymns "Hymns," not songs.

Charities.

Children's religious education.

Columbarium for parish. Outreach to the poor.

Columbarium was mentioned. Would support.

Community building and relaxed social interaction. People need more simple social opportunities, recurring dinners, pot lucks, etc. Need bonding activities for all ages.

Community outreach programs that involve the whole family.

Community outreach. Survey should ask why I no longer participate in ministries or activities.

Community service.

Community. Internationally and how as a group we grow beyond to Arlington/Catholics everywhere.

Continue to focus on the children and religious formation.

Continue to grow as a welcoming community where more and more participate.

Continue to use the school to strengthen the parish and vice versa.

Decide a percent of Sunday collections to go to the poor – ask parish to increase Sunday contribution by that percent.

Empowerment of parishioners to live an exemplary life.

Evangelization!

Expand the school – Catholic education is foundation of the future Church.

Faith education for children. The children shape the future of the parish.

Faith formation for parishioners.

Family bonding, going to Masses. Parents and children stay together, pray rosary, Adoration.

Finding a way to give more scholarships to St. Ann School.

Fix the convent for nuns to return. Votive candle rack. Poor box in narthex.

Fixing/rebuilding convent and bringing in nuns.

Focus on young people – middle school, high school, and college age, young adults – to continue involvement in the Church.

Following the example of Pope Francis.

Food banks.

Getting info out to people to help them get involved – how can we help? How can my kids be more engaged with youth activities?

Getting more people to understand and enjoy the sermons –guiding into today's lifestyles. Stop the political involvement.

Going back to 9:30 a.m. Mass.

Help for the needy. (But I also think that we need a mothers' ministry.)

Help the poor.

Help us to be humble, kind and look for opportunities to help others. Teach these attributes to our kids. Also, earlier Mass not conflicting with faith formation.

Helping homeless and poor.

Helping immigrants.

Helping kids to learn to be more faithful.

Helping mentally ill.

Helping poor and homeless.

Helping refugees.

Helping the poor and sick.

Helping the poor.

Helping the poor.

I filled this out last night at 5:30 Mass, but forgot to say: 1) Study Pope Francis's writings including Laudate Si and Joy of Love. 2) Care of the environment, climate change.

I think it's very important that the parish focus more on what Jesus Christ wants of us and less on ourselves. Various aspects of the Mass come off as degrading the sacred service and being for self-congratulations and solely community reasons.

I think that having religious scholars participate in religious education would be very good.

I would like to see outreach to single people. They say church is a good place to meet a mate but the majority of activities attract couples.

I would love to see more programs for the whole family especially those with preschool aged children.

I would strongly urge the parish to begin a social/spiritual program for ages 30-55 single Catholics (could be 25-55).

I would very much like to see an Extraordinary Form Mass at St. Ann, which would enrich the parish's faith experience.

Identify the most effective and charismatic and joyous parishioners who seem to live the Gospel in their daily lives and interview and learn their stories, their motivations and their explanation in their own words. What are the keys to trusting God and their fellow parishioners and neighbors and distill those "stories" and lessons in how to model Jesus in quiet but determined commitment to love/charity/mercy/justice and living faith. And then ask for their ideas on how to convey that joy in their actions and behavior to others who may be more fearful or more difficult to convince that more boldly "living one's faith" in daily interaction with others might actually lift one's fears and phobias about reaching out and being more open hearted and vulnerable to others might be the paths to a better spiritual life.

Improving St. Ann School – particularly teacher retention and science/math.

Inactive Catholics.

Increasing a sense of connection and involvement in the parish family.

Integration of technology (mobile, social media) in current/prospective parishioner outreach and communication.

Internal community building.

International peace programs.

Invictus.

Inviting parishioners to bring up the gifts during the Mass. I have never been asked.

Involving children and families in social justice programs and opportunities.

Keep doing what you're doing, it's great.

Keep finances stable.

Keeping children in the faith.

Kudos to our parish priest and community. You have been doing a great job. Please keep it up.  
Thanks.

Leaders on committees/ministries should serve time limited appointments. All leadership roles should rotate.

Less "performance" by the choir and more inviting people to sing. Large print hymnals.

Local homeless or refugees from Middle East.

Local programs to aid the most vulnerable in our own community.

Make all inactive Catholics feel welcome.

Making CCD more fun for kids.

Meeting early childhood daycare needs and enhancing our facilities.

Minimize bilingual Masses. They are very distracting.

More art in the church.

More attention to older adults, e.g. especially those who are frail, need home visits, transports.  
Also choosing singles to carry offertory gifts.

More opportunities for Confession.

More sermons from Deacon Donovan.

More social justice outreach.

More social/small groups to bring people together, make it fun to draw in more people.

Music should not be so loud.

Music.

New leadership for the school. Need a principal who recognizes poor teachers.



Occasions for new parishioners with young children to meet.

Outreach for needy.

Outreach to a country in need like Haiti.

Outreach to lapsed Catholics. Maybe those who are gay, divorced, do not feel welcomed.

Outreach to lapsed/inactive Catholics.

Outreach to the poor through food assistance and campaigning for more affordable housing.

Outreach to the poor.

Outreach to those disadvantaged.

Outreach.

Outreach/service to poor – living out Gospel values.

Parish events to further community in congregation.

Parishioner involvement in service or parish life.

Parking. Invictus.

People who need food, housing, health assistance.

Please coordinate times of Sunday faith formation class with Mass times. Too hard to juggle both on Sunday when times are difficult. Please end Mass on time. Music is good, but too much, causes Mass to run too long.

Program for religious art and statues in church. Outreach to 20-30 something young adults.

Programs for families.

Programs for poor.

Quality teachers at St. Ann School.

Religious education for adults to strengthen sense of community.

Religious education for married couples.

Religious education, it's awful right now. The leadership is harsh, cold and not welcoming.

Renovation of St. Ann School.

School building improvements.

School facilities upgrade (not competitive with peer schools). Moving 9 am Mass to 9:30 or 11 am Mass to 10:30.

School.

Serve the poor.

Serving those in need in Arlington.

Shorter homilies.

Shorter Mass time.

Social justice – in particular addressing the needs of the poor locally and globally.

Social justice efforts. And keeping the Mission Hurst fathers here.

Social justice issues.

Social justice.

Social justice.

Social justice.

Social justice.

Social justice.

Social justice.

Social outreach in our own neighborhood, as well as extending our charitable exercises globally. The need is great.

Spiritual growth of parishioners and education.

St. Ann Catholic School.

St. Ann School – increase teacher salaries – resources.

St. Ann School.

St. Ann's School and maintaining Blue Ribbon status.

St. Ann's School.

Switch RE time so that it doesn't overlap with 9 am Mass. Also, didn't know that nursery care during Mass existed.

Teen programs (13-19).

The church needs to be more prominent in helping local charities and promoting itself to local Catholics frustrated by other parishes.

The convent building and bring the nuns back.

The Mass should be focused on worship of God. Emphasizing our relationship to other people in the community is good, but should not be the focus in the Mass.

The sacraments.

The school because it is foundational, in the long run, even for families who do not attend.

Tuition for schooling, especially for lesser families.

Very much love to see a parish columbarium on the parish site.

Volunteering to benefit the community.

Wish there were more bilingual Masses.

Would like a Sunday night Mass.

Would like quiet (music-free) Mass on weekends at 9 (later too) – better for thoughtful meditation and focus.

Young adult ministry. Don't forget about college students returning for summer. Also, homilies have good content, a little lengthy at times.

Young adults, ages 20s to 40s.

Young members to grow the parish going forward.

Youth ministries.

Youth ministries.

Youth ministry, Invictus.

Youth ministry.

Youth religious education, Invictus.

### **Respondents at the 1:30 p.m. Sunday Mass.**

- 1) We should bring more people.
- 2) Unify young adults (Spanish Mass).
- 3) More upbeat music.
- 4) Change the Spanish Mass to earlier.

Acer un poco mas facil los estudios ninos y menos de dos anos no poner tanto ostuculo en los divorcindos (Retiro de Jovenes que terminaron sus sacramentos) o en los que se quieren casar nuevamente. [Make it a little easier for children's education and those, less than two years, don't put such a obstacle on those going through divorce (Young retirement people that finish their degrees early), or those that want to get remarried.]

Affordable preschool for low income families.

Atraer mas a los feligreses, sentir a cogimiento de las personoas qinos reciben incluyendo los sacerdotes. [Attract more of the parishioners, feel a shrinkage of the people, including the priests.]

Ayuda a los nesecitados. [Help with the necessities.]

Ayuda a los pobres y ayuda a los parrocos. Porque ellos son la guia de la comunidad. [Help the poor and the priests. Because they are the guides of the community.]

Bring more people to the Mass in Spanish. Bring the community together by having fun activities, for example sports teams. More upbeat music!

Children's program on Sunday morning. Based on my experience volunteering in the nursery as the 11 am Mass, there is clearly a desire for parents to sit quietly at Mass without their children. I think there is a big need to be filled for more and better childcare/Sunday school. Currently, there is only a nursery at the 11 am Mass and it is multiple ages combined. I think it would be even better to have maybe another class or two of age groups that have more structured lesson/curriculum to teach the kids more about the Word of God. I believe it is a huge service for a church to provide childcare/Sunday school for kids so that parents can sit quietly and focus on their worship Sunday mornings. I heard a quote from Franklin Graham about how our primary reason for going to church should be to worship God, not just to hear a sermon or take communion. On days when the nursery is not open, all I do during Mass is control my kids. I don't take away anything from the service nor am I able to worship because I'm so focused on keeping my kids quiet. It is a big frustration for me and I'm guessing for other parents as well.

Cobijamiento. [Illegible.]

Creo que estan trabajando mucho por ahora. [I think that they are working a lot right now.]

En hacer mas grande la comunidad para que siempre la parroquia este unidad. [Making the community bigger so there will always be a united parish.]

En la educacion religiosa de ninos y adolescentes. [In the religious education of kids and adolescents.]

En los Retiro de Jovenes. Y los ninos un seguimiento como un. [Illegible] [Illegible] de Jovenes yo si estan [illegible]. { Youth retreats. And the continuation of the kids [illegible]. }

En programa de alimentar o mas no aiga de afuera que se lo lleven como el aire o que reespiren el buen aire puro [illegible] ya no hay confucion. [For the food program, no entrance from the outside that can take, like the air that we breathe, the good, pure air. Now there is confusion.]

Estableces practica en todas las misas de rezer x los cristiznos perseguido en Africa y el Oriente medio y rezar en TODAS las misas para que el Espiritu Santo encuentre entrada. Dedicar el mayor numero de recursos posibles para ayudar a los Cristianos perseguidos y darles recuridos. Ritmo de Bolero no apropiado. [Establish a practice of praying in all of the Masses for the persecuted Christians in Africa and the middle Orient. And pray for the Holy Spirit in ALL of the Masses to find a way to help them. Dedicate all possible resources to help the persecuted Christians and giving them the Ritmo de Bolero is not appropriate.]

Establish groups of all ages and status (see survey items 34-46 about outreach) to begin on evangelization program following Pope Francis's recommendations on charity and Pope Benedict, Saint John Paul II and Paul VI on faith.

Fomentar la fe para construir un mundo mejor. [Promote faith to build a better world.]

Formacion de fé para niños. Un programa mejor estructurado como el programa de Ingles. Cambio de hora de la formacion de fé en español. Seria mejor hacer lo en dia de semana, como el de Ingles. [Diferente horario en la mañana para misa de español (en Ingles)]. Faith Formation for children. A better structured program as the English program is. Change time of the faith formation in Spanish. It would be better to do the day of the week, such as the English ones. [Different time in the morning for Spanish Mass (in English)] .

Hacer St. Anne school accesible a todos. El precio lo hace limitado a los ricos. Ofrece misa en espanol for las mananas. Porque solo prioridad y acomodo a la misa en ingles [illegible] por la manana? [Make the school of St. Anne accessible to everyone. The price makes it limited to the rich. Offer mass in Spanish in the mornings. Because the Mass in English is the only priority in the morning?]

Juntar la comunidades. [Bring together the communities.]

Keeping the Masses to one hour – focus on offering them Communion. Also, too much singing at the 9 am Mass, only do 2 verses.

La parroquia deberia enfocar en las familias y en los adultos. En crecer su fe y estar mas juntos en familia. [The parish should focus on the families and the adults. Then faith will grow, and families will become more united.]

La vida familiar, apoyo para los recién casados. [Family life, support for those those just married.]

Me gustaria que hubiera guarderia para cuidados de ninos. [I wish there would be a babysitter to take care of the kids.]

More parish activities. Mass at 5:30 p.m. Sundays.

Motivar a los personas a estar mas atuidos inbolaerado mas misa en espanol. [Motivate the people to be more attentive to volunteering and more Masses in Spanish.]

No Attachment to a Mass.

Que los sacerdotes que estan en los parroquia ayuden amas a los feligreses. [The priests that are in the parish help the congregations even more.]

Que nos amemos todos de Corazon corro nos enseno nuestro senor justa-onesto. [That we love everyone from the core of our hearts and show you our fairness and honesty.]

Quizas no es una necesidad muy imporante pero ayudaria mucho oi tambien se. Podria contor con ayuda o quidad infantil durante la misa en espanol. Y especialmente cuando hay retiros para que los padres participan mas. [Maybe it's not very important, but it could help a lot: There could be babysitting or infant care during the Spanish Mass. And especially when there are withdrawals, for the parents can participate more.]

St. Ann School.

Tener un major programa de [illegible] que sea inclusivo para todos y no exclusivo y siempre con respeto al projimo. Asi nuestra comjnidad crecera mas. [Have a better program of [illegible] that is inclusive to everyone and not exclusive, and always with respect to neighbors. That way, our community will grow more.]

Tratar de hacer actividades e uniforme [illegible] para los feligreses. [Try to have more activities for all of the congregations.]

Unify Hispanic youth! 1:30 Mass does not allow this!

