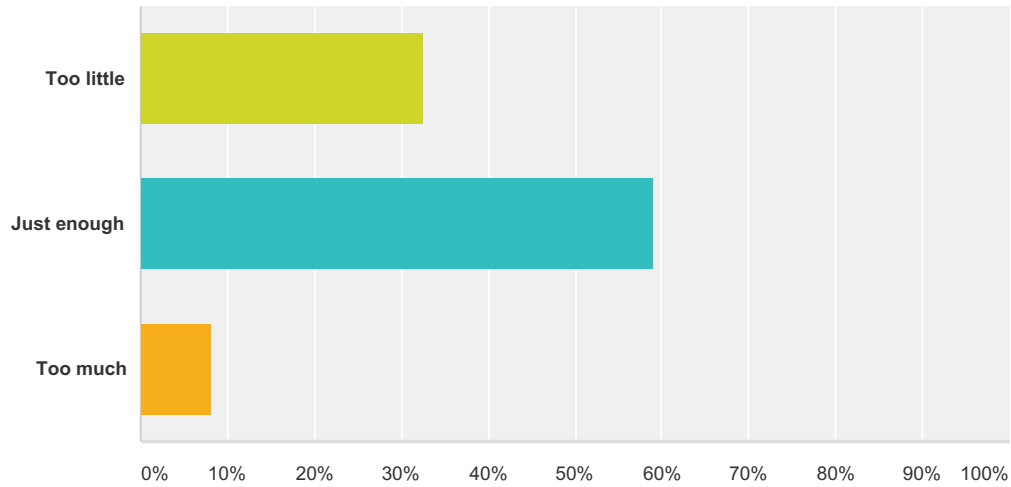


**Q1 The goal of St. Ann Outreach Ministries is to help those less fortunate and vulnerable; the sick, the poor the homeless. How would you rate the amount of outreach our parish provides as a community?**

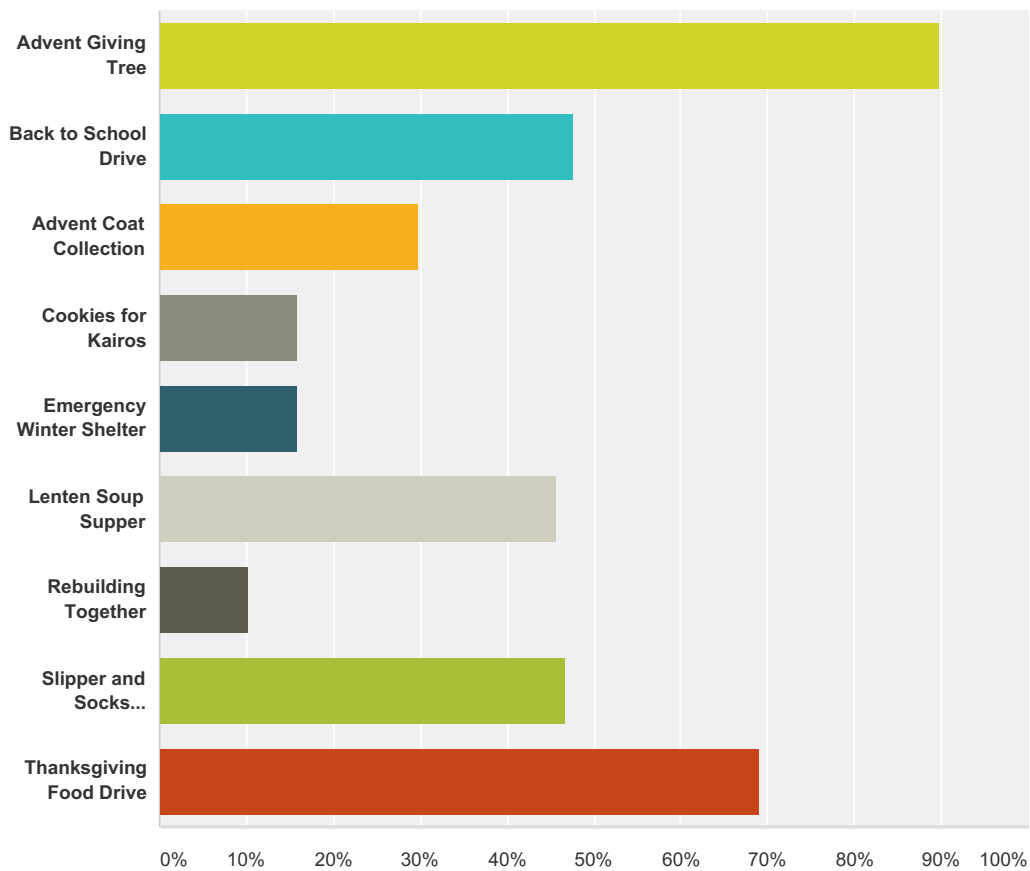
Answered: 98 Skipped: 17



Answer Choices	Responses
Too little	32.65% 32
Just enough	59.18% 58
Too much	8.16% 8
<b>Total</b>	<b>98</b>

## Q2 In which of St. Ann's seasonal activities do you participate?

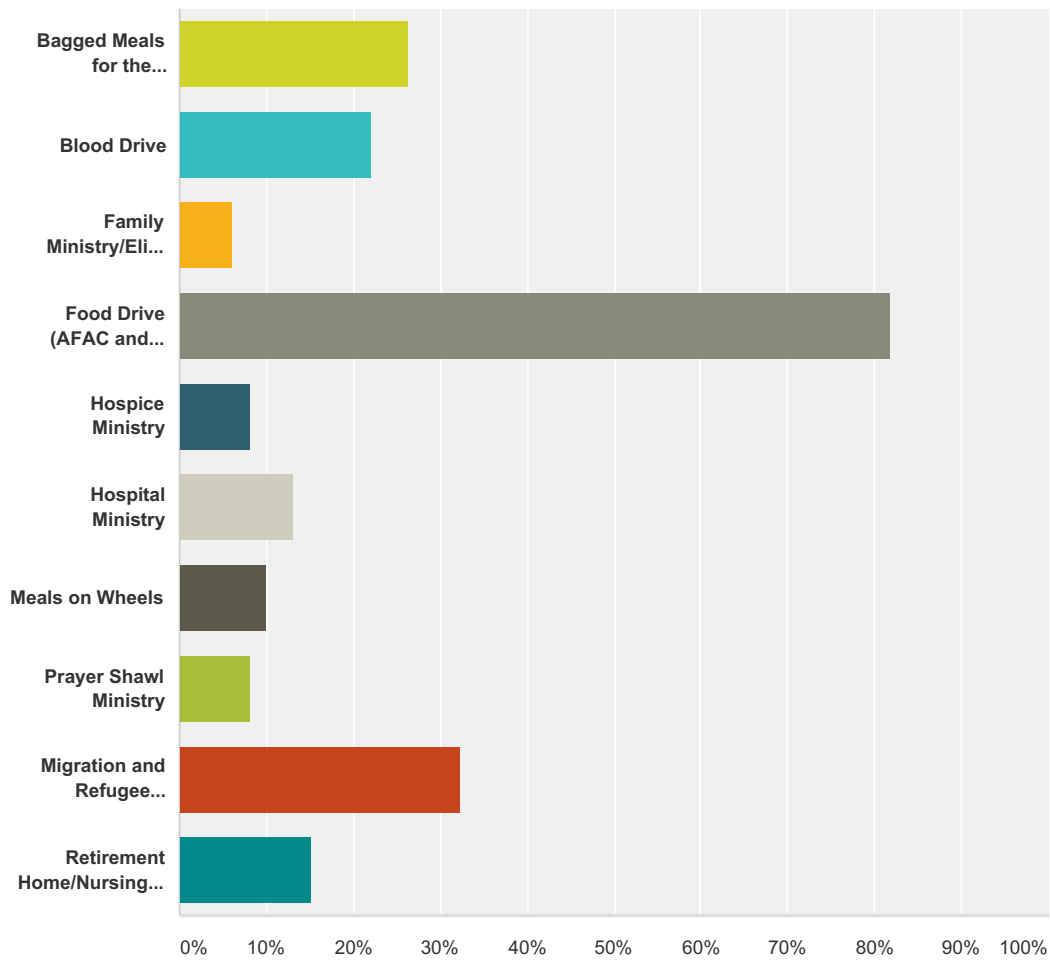
Answered: 107 Skipped: 8



Answer Choices	Responses
Advent Giving Tree	89.72% 96
Back to School Drive	47.66% 51
Advent Coat Collection	29.91% 32
Cookies for Kairos	15.89% 17
Emergency Winter Shelter	15.89% 17
Lenten Soup Supper	45.79% 49
Rebuilding Together	10.28% 11
Slipper and Socks Collection	46.73% 50
Thanksgiving Food Drive	69.16% 74
<b>Total Respondents: 107</b>	

### Q3 In which of St. Ann's ongoing activities have you participated?

Answered: 99 Skipped: 16

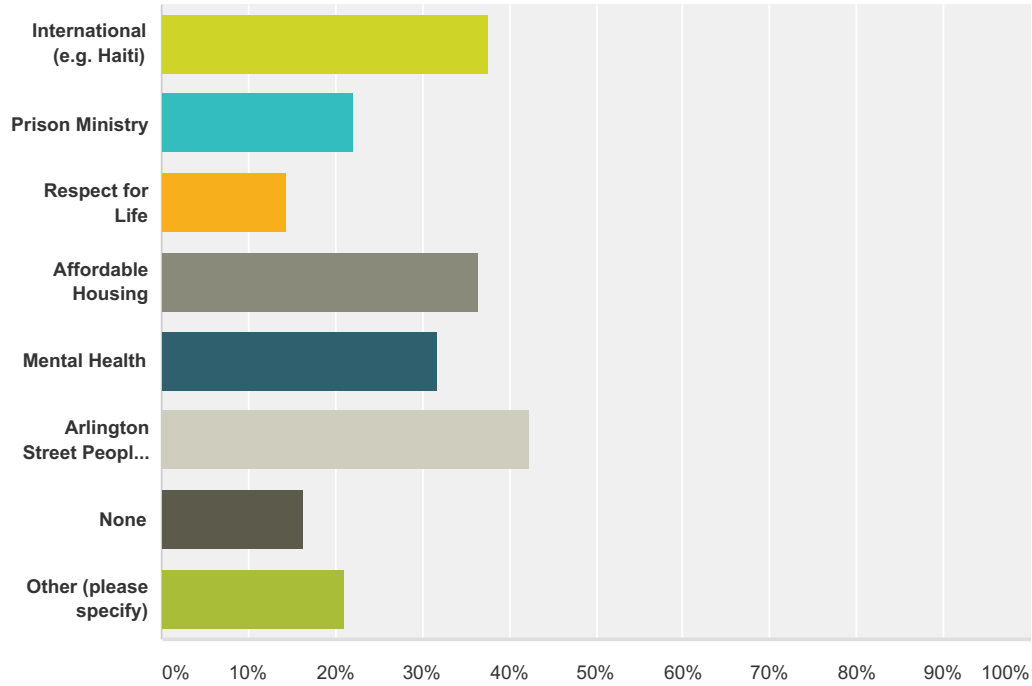


Answer Choices	Responses
Bagged Meals for the Homeless	26.26% 26
Blood Drive	22.22% 22
Family Ministry/Elizabeth Ministry	6.06% 6
Food Drive (AFAC and Catholic Charities)	81.82% 81
Hospice Ministry	8.08% 8
Hospital Ministry	13.13% 13
Meals on Wheels	10.10% 10
Prayer Shawl Ministry	8.08% 8
Migration and Refugee Services	32.32% 32
Retirement Home/Nursing Home Ministry	15.15% 15

Total Respondents: 99

### Q4 Are there other programs or needs you would like to see St. Ann support as part of Outreach Ministries?

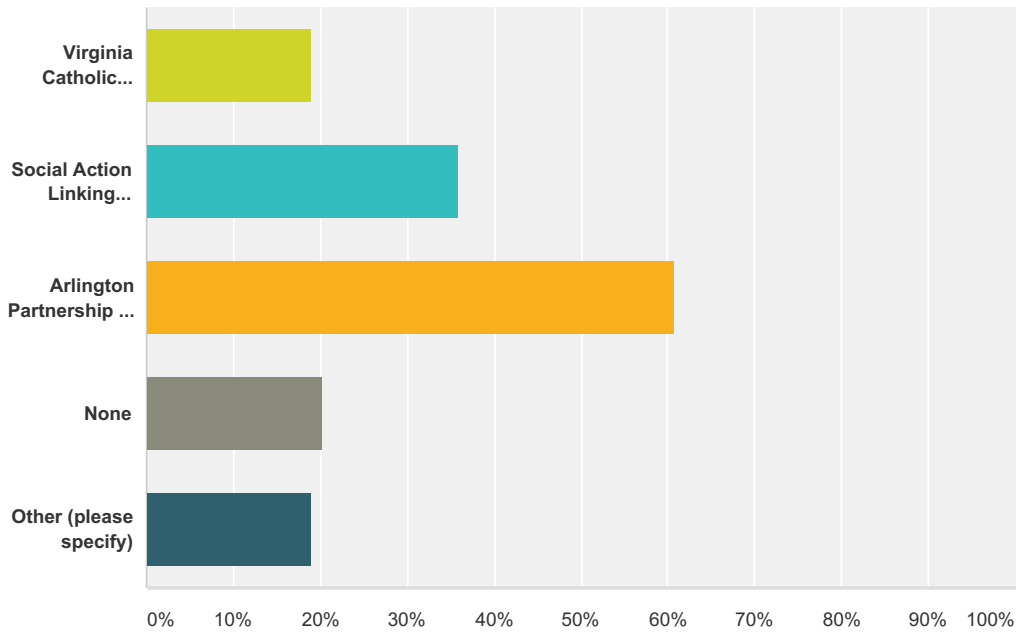
Answered: 104 Skipped: 11



Answer Choices	Responses
International (e.g. Haiti)	37.50% 39
Prison Ministry	22.12% 23
Respect for Life	14.42% 15
Affordable Housing	36.54% 38
Mental Health	31.73% 33
Arlington Street People's Assistance Network (A-SPAN)	42.31% 44
None	16.35% 17
Other (please specify)	21.15% 22
<b>Total Respondents: 104</b>	

### Q5 Which advocacy groups should St. Ann support as a parish through Outreach Ministries?

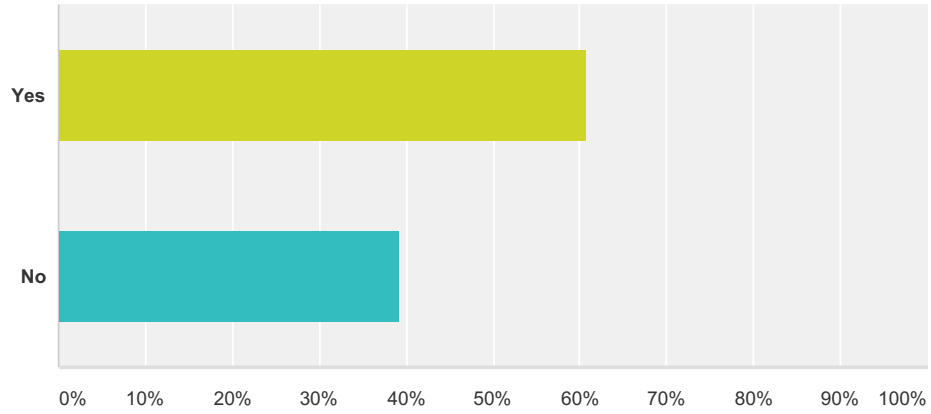
Answered: 89 Skipped: 26



Answer Choices	Responses
Virginia Catholic Conference (VCC)	19.10% 17
Social Action Linking Together (SALT)	35.96% 32
Arlington Partnership for Affordable Housing (APAH)	60.67% 54
None	20.22% 18
Other (please specify)	19.10% 17
<b>Total Respondents: 89</b>	

### Q6 Are you interested in additional opportunities for outreach where you provide direct service to the community?

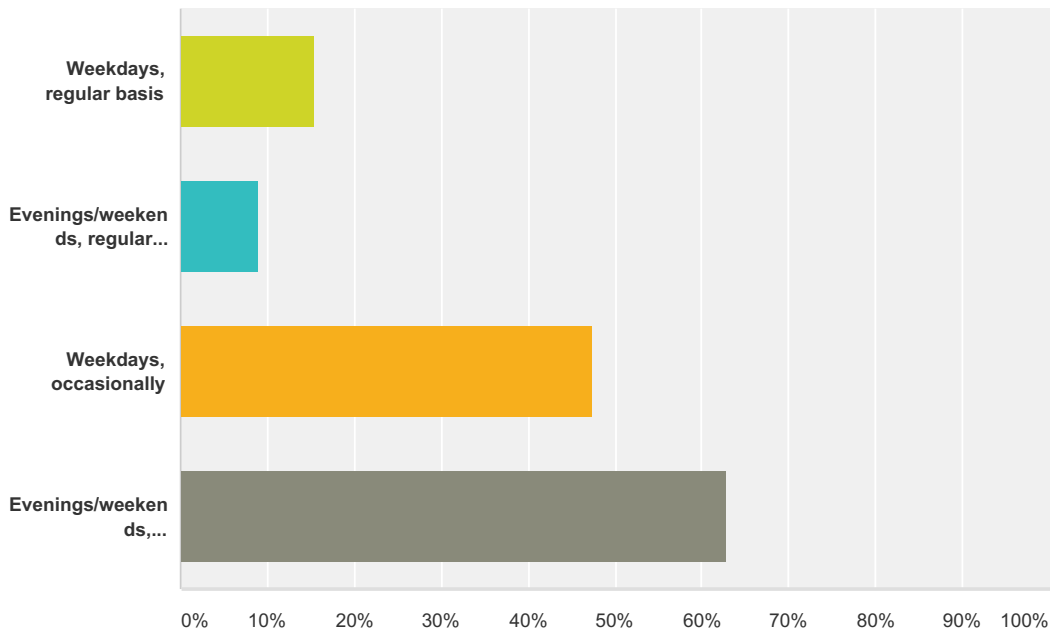
Answered: 79 Skipped: 36



Answer Choices	Responses	
Yes	60.76%	48
No	39.24%	31
<b>Total</b>		<b>79</b>

### Q7 When are you generally available to support outreach activities?

Answered: 78 Skipped: 37

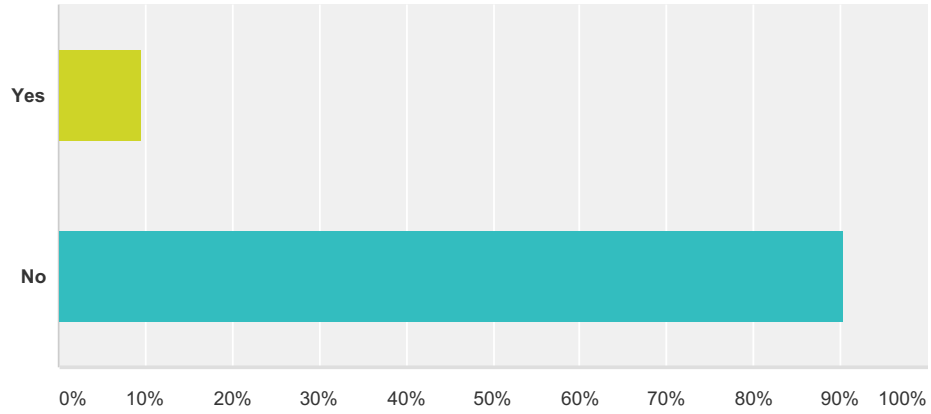


Answer Choices	Responses
Weekdays, regular basis	15.38% 12
Evenings/weekends, regular basis	8.97% 7
Weekdays, occasionally	47.44% 37
Evenings/weekends, occasionally	62.82% 49
<b>Total Respondents: 78</b>	



### Q8 Would you be willing to take on a leadership role for any new outreach ministry?

Answered: 84 Skipped: 31



Answer Choices	Responses	
Yes	9.52%	8
No	90.48%	76
<b>Total</b>		<b>84</b>